

**APPENDIX I. DETAILED NATIONAL ENERGY SAVINGS AND NATIONAL NET  
PRESENT VALUE OUTPUT**

**TABLE OF CONTENTS**

I.1	INTRODUCTION.....	1
I.2	VERTICAL OPEN.REMOTE CONDENSING.MEDIUM (VOP.RC.M) .....	1
I.3	VERTICAL OPEN.REMOTE CONDENSING.LOW (VOP.RC.L).....	11
I.4	VERTICAL OPEN.SELF CONTAINED.MEDIUM (VOP.SC.M) .....	21
I.5	VERTICAL CLOSED TRANSPARENT.REMOTE CONDENSING.MEDIUM (VCT.RC.M) .....	31
I.6	VERTICAL CLOSED TRANSPARENT.REMOTE CONDENSING.LOW (VCT.RC.L).....	41
I.7	VERTICAL CLOSED TRANSPARENT.SELF CONTAINED.ICE CREAM (VCT.SC.I) .....	51
I.8	VERTICAL CLOSED SOLID.SELF CONTAINED.ICE CREAM (VCS.SC.I).....	61
I.9	SEMI-VERTICAL OPEN.REMOTE CONDENSING.MEDIUM (SVO.RC.M) .....	69
I.10	SEMI-VERTICAL OPEN.SELF CONTAINED.MEDIUM (SVO.SC.M) .....	79
I.11	SERVICE OVER COUNTER.REMOTE CONDENSING.MEDIUM (SOC.RC.M) .....	89
I.12	HORIZONTAL OPEN.REMOTE CONDENSING.MEDIUM (HZO.RC.M).....	99
I.13	HORIZONTAL OPEN.REMOTE CONDENSING.LOW (HZO.RC.L).....	109
I.14	HORIZONTAL OPEN.SELF-CONTAINED.MEDIUM (HZO.SC.M).....	117
I.15	HORIZONTAL OPEN.SELF-CONTAINED.LOW (HZO.SC.L) .....	127
I.16	HORIZONTAL CLOSED TRANSPARENT.SELF-CONTAINED.ICE CREAM (HCT.SC.I) .....	137

**LIST OF FIGURES**

Figure I.2.1	Cumulative NPV Results for VOP.RC.M Based on a Seven-Percent Discount Rate (Billion 2007\$).....	1
Figure I.2.2	National Annual Costs and Savings for VOP.RC.M, TSL 1 .....	2
Figure I.2.3	National Annual Costs and Savings for VOP.RC.M, TSL 2 .....	3
Figure I.2.4	National Annual Costs and Savings for VOP.RC.M, TSL 3,4 .....	4
Figure I.2.5	National Annual Costs and Savings for VOP.RC.M, TSL 5 .....	5
Figure I.2.6	Cumulative NPV Results for VOP.RC.M Based on a Three-Percent Discount Rate (Billion 2007\$).....	6
Figure I.2.7	National Annual Costs and Savings for VOP.RC.M, TSL 1 .....	7
Figure I.2.8	National Annual Costs and Savings for VOP.RC.M, TSL 2 .....	8
Figure I.2.9	National Annual Costs and Savings for VOP.RC.M, TSL 3,4 .....	9
Figure I.2.10	National Annual Costs and Savings for VOP.RC.M, TSL 5 .....	10
Figure I.3.1	Cumulative NPV Results for VOP.RC.L Based on a Seven-Percent Discount Rate (Billion 2007\$).....	11
Figure I.2.2	National Annual Costs and Savings for VOP.RC.L, TSL 1 .....	12
Figure I.3.3	National Annual Costs and Savings for VOP.RC.L, TSL 2 .....	13
Figure I.3.4	National Annual Costs and Savings for VOP.RC.L, TSL 3 .....	14
Figure I.3.5	National Annual Costs and Savings for VOP.RC.L, TSL 4, 5 .....	15

Figure I.3.6	Cumulative NPV Results for VOP.RC.L Based on a Three-Percent Discount Rate (Billion 2007\$).....	16
Figure I.3.7	National Annual Costs and Savings for VOP.RC.L, TSL 1 .....	17
Figure I.3.8	National Annual Costs and Savings for VOP.RC.L, TSL 2 .....	18
Figure I.3.9	National Annual Costs and Savings for VOP.RC.L, TSL 3 .....	19
Figure I.3.10	National Annual Costs and Savings for VOP.RC.L, TSL 4, 5 .....	20
Figure I.4.1	Cumulative NPV Results for VOP.SC.M Based on a Seven-Percent Discount Rate (Billion 2007\$).....	21
Figure I.4.2	National Annual Costs and Savings for VOP.SC.M, TSL 1 .....	22
Figure I.4.3	National Annual Costs and Savings for VOP.SC.M, TSL 2 .....	23
Figure I.4.4	National Annual Costs and Savings for VOP.SC.M, TSL 3, 4 .....	24
Figure I.4.5	National Annual Costs and Savings for VOP.SC.M, TSL 5 .....	25
Figure I.4.6	Cumulative NPV Results for VOP.SC.M Based on a Three-Percent Discount Rate (Billion 2007\$).....	26
Figure I.4.7	National Annual Costs and Savings for VOP.SC.M, TSL 1 .....	27
Figure I.4.8	National Annual Costs and Savings for VOP.SC.M, TSL 2 .....	28
Figure I.4.9	National Annual Costs and Savings for VOP.SC.M, TSL 3, 4 .....	29
Figure I.4.10	National Annual Costs and Savings for VOP.SC.M, TSL 5 .....	30
Figure I.5.1	Cumulative NPV Results for VCT.RC.M Based on a Seven-Percent Discount Rate (Billion 2007\$).....	31
Figure I.5.2	National Annual Costs and Savings for VCT.RC.M, TSL 1 .....	32
Figure I.5.3	National Annual Costs and Savings for VCT.RC.M, TSL 2 .....	33
Figure I.5.4	National Annual Costs and Savings for VCT.RC.M, TSL 3 .....	34
Figure I.5.5	National Annual Costs and Savings for VCT.RC.M, TSL 4, 5 .....	35
Figure I.5.6	Cumulative NPV Results for VCT.RC.M Based on a Three-Percent Discount Rate (Billion 2007\$).....	36
Figure I.5.7	National Annual Costs and Savings for VCT.RC.M, TSL 1 .....	37
Figure I.5.8	National Annual Costs and Savings for VCT.RC.M, TSL 2 .....	38
Figure I.5.9	National Annual Costs and Savings for VCT.RC.M, TSL 3 .....	39
Figure I.5.10	National Annual Costs and Savings for VCT.RC.M, TSL 4, 5 .....	40
Figure I.6.1	Cumulative NPV Results for VCT.RC.L Based on a Seven-Percent Discount Rate (Billion 2007\$).....	41
Figure I.6.2	National Annual Costs and Savings for VCT.RC.L, TSL 1 .....	42
Figure I.6.3	National Annual Costs and Savings for VCT.RC.L, TSL 2 .....	43
Figure I.6.4	National Annual Costs and Savings for VCT.RC.L, TSL 3 .....	44
Figure I.6.5	National Annual Costs and Savings for VCT.RC.L, TSL 4, 5 .....	45
Figure I.6.6	Cumulative NPV Results for VCT.RC.L Based on a Three-Percent Discount Rate (Billion 2007\$).....	46
Figure I.6.7	National Annual Costs and Savings for VCT.RC.L, TSL 1 .....	47
Figure I.6.8	National Annual Costs and Savings for VCT.RC.L, TSL 2 .....	48
Figure I.6.9	National Annual Costs and Savings for VCT.RC.L, TSL 3 .....	49
Figure I.6.10	National Annual Costs and Savings for VCT.RC.L, TSL 4, 5 .....	50
Figure I.7.1	Cumulative NPV Results for VCT.SC.I Based on a Seven-Percent Discount Rate (Billion 2007\$).....	51
Figure I.7.2	National Annual Costs and Savings for VCT.SC.I, TSL 1.....	52
Figure I.7.3	National Annual Costs and Savings for VCT.SC.I, TSL 2.....	53

Figure I.7.4	National Annual Costs and Savings for VCT.SC.I, TSL 3.....	54
Figure I.7.5	National Annual Costs and Savings for VCT.SC.I, TSL 4, 5.....	55
Figure I.7.6	Cumulative NPV Results for VCT.SC.I Based on a Three-Percent Discount Rate (Billion 2007\$).....	56
Figure I.7.7	National Annual Costs and Savings for VCT.SC.I, TSL 1.....	57
Figure I.7.8	National Annual Costs and Savings for VCT.SC.I, TSL 2.....	58
Figure I.7.9	National Annual Costs and Savings for VCT.SC.I, TSL 3.....	59
Figure I.7.10	National Annual Costs and Savings for VCT.SC.I, TSL 4, 5.....	60
Figure I.8.1	Cumulative NPV Results for VCS.SC.I Based on a Seven-Percent Discount Rate (Billion 2007\$).....	61
Figure I.8.2	National Annual Costs and Savings for VCS.SC.I, TSL 1.....	62
Figure I.8.3	National Annual Costs and Savings for VCS.SC.I, TSL 2.....	63
Figure I.8.4	National Annual Costs and Savings for VCS.SC.I, TSL 3, 4, 5.....	64
Figure I.8.5	Cumulative NPV Results for VCS.SC.I Based on a Three-Percent Discount Rate (Billion 2007\$).....	65
Figure I.8.6	National Annual Costs and Savings for VCS.SC.I, TSL 1.....	66
Figure I.8.7	National Annual Costs and Savings for VCS.SC.I, TSL 2.....	67
Figure I.8.8	National Annual Costs and Savings for VCS.SC.I, TSL 3, 4, 5.....	68
Figure I.9.1	Cumulative NPV Results for SVO.RC.M Based on a Seven-Percent Discount Rate (Billion 2007\$).....	69
Figure I.9.2	National Annual Costs and Savings for SVO.RC.M, TSL 1.....	70
Figure I.9.3	National Annual Costs and Savings for SVO.RC.M, TSL 2.....	71
Figure I.9.4	National Annual Costs and Savings for SVO.RC.M, TSL 3, 4.....	72
Figure I.9.5	National Annual Costs and Savings for SVO.RC.M, TSL 5.....	73
Figure I.9.6	Cumulative NPV Results for SVO.RC.M Based on a Three-Percent Discount Rate (Billion 2007\$).....	74
Figure I.9.7	National Annual Costs and Savings for SVO.RC.M, TSL 1.....	75
Figure I.9.8	National Annual Costs and Savings for SVO.RC.M, TSL 2.....	76
Figure I.9.9	National Annual Costs and Savings for SVO.RC.M, TSL 3, 4.....	77
Figure I.9.10	National Annual Costs and Savings for SVO.RC.M, TSL 5.....	78
Figure I.10.1	Cumulative NPV Results for SVO.SC.M Based on a Seven-Percent Discount Rate (Billion 2007\$).....	79
Figure I.10.2	National Annual Costs and Savings for SVO.SC.M, TSL 1.....	80
Figure I.10.3	National Annual Costs and Savings for SVO.SC.M, TSL 2.....	81
Figure I.10.4	National Annual Costs and Savings for SVO.SC.M, TSL 3, 4.....	82
Figure I.10.5	National Annual Costs and Savings for SVO.SC.M, TSL 5.....	83
Figure I.10.6	Cumulative NPV Results for SVO.SC.M Based on a Three-Percent Discount Rate (Billion 2007\$).....	84
Figure I.10.7	National Annual Costs and Savings for SVO.SC.M, TSL 1.....	85
Figure I.10.8	National Annual Costs and Savings for SVO.SC.M, TSL 2.....	86
Figure I.10.9	National Annual Costs and Savings for SVO.SC.M, TSL 3, 4.....	87
Figure I.10.10	National Annual Costs and Savings for SVO.SC.M, TSL 5.....	88
Figure I.11.1	Cumulative NPV Results for SOC.RC.M Based on a Seven-Percent Discount Rate (Billion 2007\$).....	89
Figure I.11.2	National Annual Costs and Savings for SOC.RC.M, TSL 1.....	90
Figure I.11.3	National Annual Costs and Savings for SOC.RC.M, TSL 2.....	91

Figure I.11.4	National Annual Costs and Savings for SOC.RC.M, TSL 3, 4 .....	92
Figure I.11.5	National Annual Costs and Savings for SOC.RC.M, TSL 5 .....	93
Figure I.11.6	Cumulative NPV Results for SOC.RC.M Based on a Three-Percent Discount Rate (Billion 2007\$) .....	94
Figure I.11.7	National Annual Costs and Savings for SOC.RC.M, TSL 1 .....	95
Figure I.11.8	National Annual Costs and Savings for SOC.RC.M, TSL 2 .....	96
Figure I.11.9	National Annual Costs and Savings for SOC.RC.M, TSL 3, 4 .....	97
Figure I.11.10	National Annual Costs and Savings for SOC.RC.M, TSL 5 .....	98
Figure I.12.1	Cumulative NPV Results for HZO.RC.M Based on a Seven-Percent Discount Rate (Billion 2007\$) .....	99
Figure I.12.2	National Annual Costs and Savings for HZO.RC.M, TSL 1 .....	100
Figure I.12.3	National Annual Costs and Savings for HZO.RC.M, TSL 2 .....	101
Figure I.12.4	National Annual Costs and Savings for HZO.RC.M, TSL 3 .....	102
Figure I.12.5	National Annual Costs and Savings for HZO.RC.M, TSL 4, 5 .....	103
Figure I.12.6	Cumulative NPV Results for HZO.RC.M Based on a Three-Percent Discount Rate (Billion 2007\$) .....	104
Figure I.12.7	National Annual Costs and Savings for HZO.RC.M, TSL 1 .....	105
Figure I.12.8	National Annual Costs and Savings for HZO.RC.M, TSL 2 .....	106
Figure I.12.9	National Annual Costs and Savings for HZO.RC.M, TSL 3 .....	107
Figure I.12.10	National Annual Costs and Savings for HZO.RC.M, TSL 4, 5 .....	108
Figure I.13.1	Cumulative NPV Results for HZO.RC.L Based on a Seven-Percent Discount Rate (Billion 2007\$) .....	109
Figure I.13.2	National Annual Costs and Savings for HZO.RC.L, TSL 1 .....	110
Figure I.13.3	National Annual Costs and Savings for HZO.RC.L, TSL 2 .....	111
Figure I.13.4	National Annual Costs and Savings for HZO.RC.L, TSL 3, 4, 5 .....	112
Figure I.13.5	Cumulative NPV Results for HZO.RC.L Based on a Three-Percent Discount Rate (Billion 2007\$) .....	113
Figure I.13.6	National Annual Costs and Savings for HZO.RC.L, TSL 1 .....	114
Figure I.13.7	National Annual Costs and Savings for HZO.RC.L, TSL 2 .....	115
Figure I.13.8	National Annual Costs and Savings for HZO.RC.L, TSL 3, 4, 5 .....	116
Figure I.14.1	Cumulative NPV Results for HZO.SC.M Based on a Seven-Percent Discount Rate (Billion 2007\$) .....	117
Figure I.14.2	National Annual Costs and Savings for HZO.SC.M, TSL 1 .....	118
Figure I.14.3	National Annual Costs and Savings for HZO.SC.M, TSL 2 .....	119
Figure I.14.4	National Annual Costs and Savings for HZO.SC.M, TSL 3 .....	120
Figure I.14.5	National Annual Costs and Savings for HZO.SC.M, TSL 4, 5 .....	121
Figure I.14.6	Cumulative NPV Results for HZO.SC.M Based on a Three-Percent Discount Rate (Billion 2007\$) .....	122
Figure I.14.7	National Annual Costs and Savings for HZO.SC.M, TSL 1 .....	123
Figure I.14.8	National Annual Costs and Savings for HZO.SC.M, TSL 2 .....	124
Figure I.14.9	National Annual Costs and Savings for HZO.SC.M, TSL 3 .....	125
Figure I.14.10	National Annual Costs and Savings for HZO.SC.M, TSL 4, 5 .....	126
Figure I.15.1	Cumulative NPV Results for HZO.SC.L Based on a Seven-Percent Discount Rate (Billion 2007\$) .....	127
Figure I.15.2	National Annual Costs and Savings for HZO.SC.L, TSL 1 .....	128
Figure I.15.3	National Annual Costs and Savings for HZO.SC.L, TSL 2 .....	129

Figure I.15.4	National Annual Costs and Savings for HZO.SC.L, TSL 3 .....	130
Figure I.15.5	National Annual Costs and Savings for HZO.SC.L, TSL 4, 5 .....	131
Figure I.15.6	Cumulative NPV Results for HZO.SC.L Based on a Three-Percent Discount Rate (Billion 2007\$).....	132
Figure I.15.7	National Annual Costs and Savings for HZO.SC.L, TSL 1 .....	133
Figure I.15.8	National Annual Costs and Savings for HZO.SC.L, TSL 2 .....	134
Figure I.15.9	National Annual Costs and Savings for HZO.SC.L, TSL 3 .....	135
Figure I.15.10	National Annual Costs and Savings for HZO.SC.L, TSL 4, 5 .....	136
Figure I.16.1	Cumulative NPV Results for HCT.SC.I Based on a Seven-Percent Discount Rate (Billion 2007\$).....	137
Figure I.16.2	National Annual Costs and Savings for HCT.SC.I, TSL 1.....	138
Figure I.16.3	National Annual Costs and Savings for HCT.SC.I, TSL 2.....	139
Figure I.16.4	National Annual Costs and Savings for HCT.SC.I, TSL 3.....	140
Figure I.16.5	National Annual Costs and Savings for HCT.SC.I, TSL 4, 5.....	141
Figure I.16.6	Cumulative NPV Results for HCT.SC.I Based on a Three-Percent Discount Rate (Billion 2007\$).....	142
Figure I.16.7	National Annual Costs and Savings for HCT.SC.I, TSL 1.....	143
Figure I.16.8	National Annual Costs and Savings for HCT.SC.I, TSL 2.....	144
Figure I.16.9	National Annual Costs and Savings for HCT.SC.I, TSL 3.....	145
Figure I.16.10	National Annual Costs and Savings for HCT.SC.I, TSL 4, 5.....	146



# APPENDIX I. DETAILED NATIONAL ENERGY SAVINGS AND NATIONAL NET PRESENT VALUE OUTPUT

## I.1 INTRODUCTION

Appendix I contains detailed output results from the National Energy Savings/National Economic Impact spreadsheet model. Results are presented for each equipment class in terms of cumulative energy savings (source) and cumulative net present value at each trial standard level and at a national level.

See Chapter 11 for an explanation of the figures in this appendix

## I.2 VERTICAL OPEN.REMOTE CONDENSING.MEDIUM (VOP.RC.M)

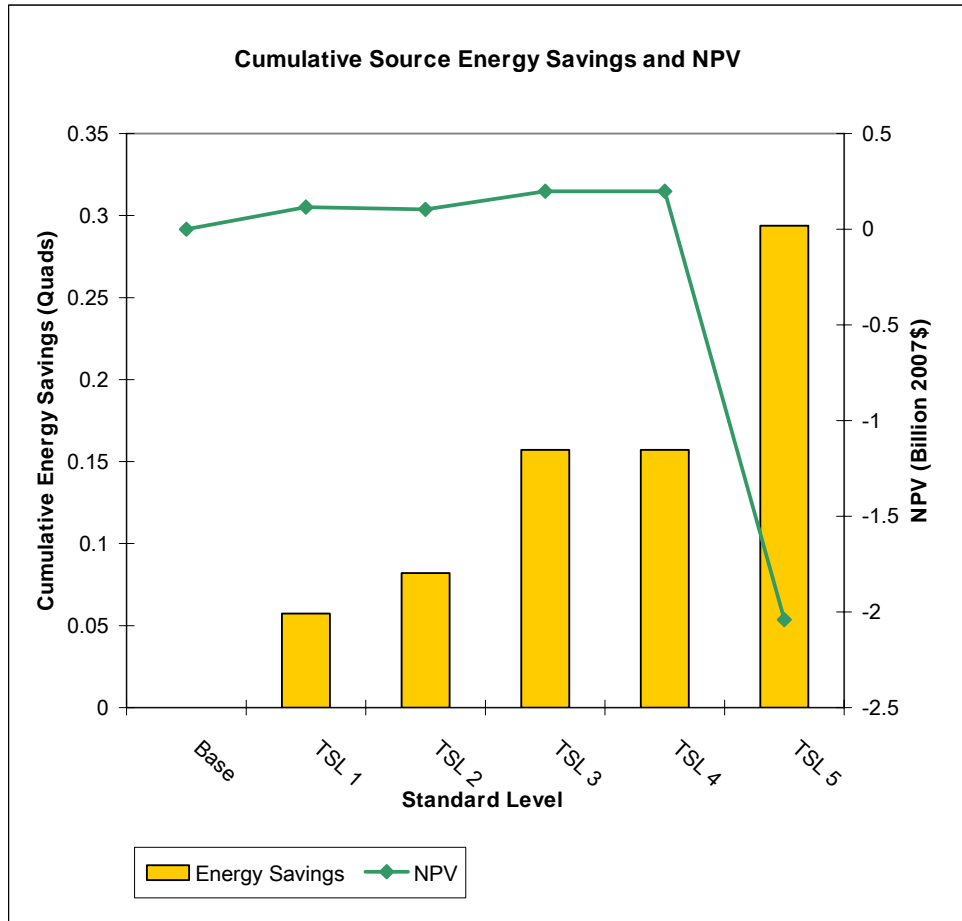


Figure I.2.1 Cumulative NPV Results for VOP.RC.M Based on a Seven-Percent Discount Rate (Billion 2007\$)

Trial Standard Level
TSL 1
Efficiency Level
Level 3

**Net Savings**

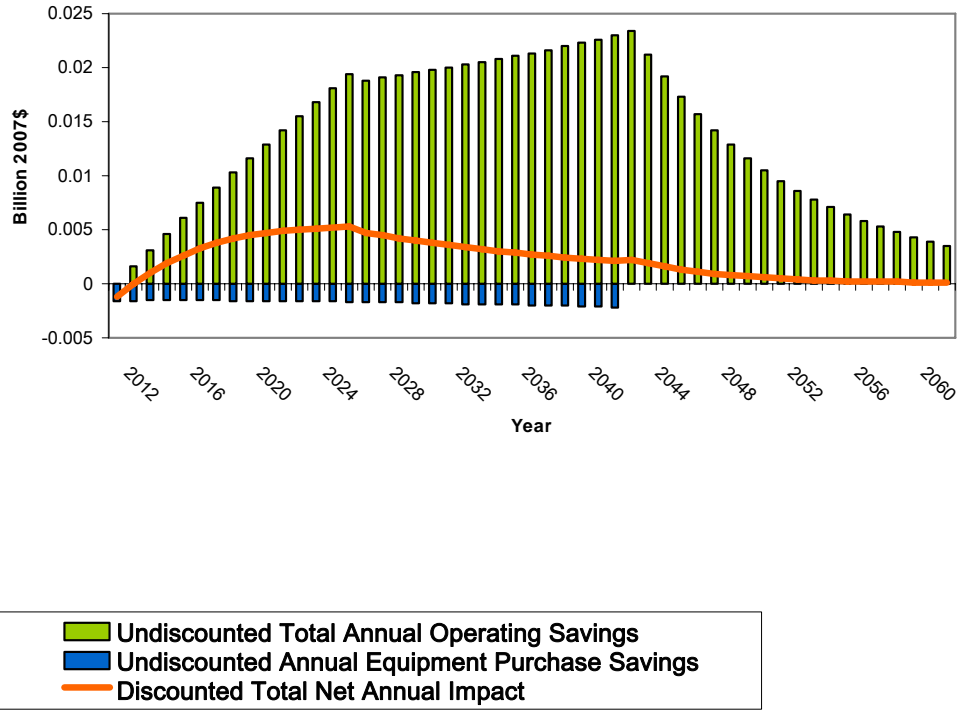


Figure I.2.2 National Annual Costs and Savings for VOP.RC.M, TSL 1

Trial Standard Level
TSL 2
Efficiency Level
Level 4

**Net Savings**

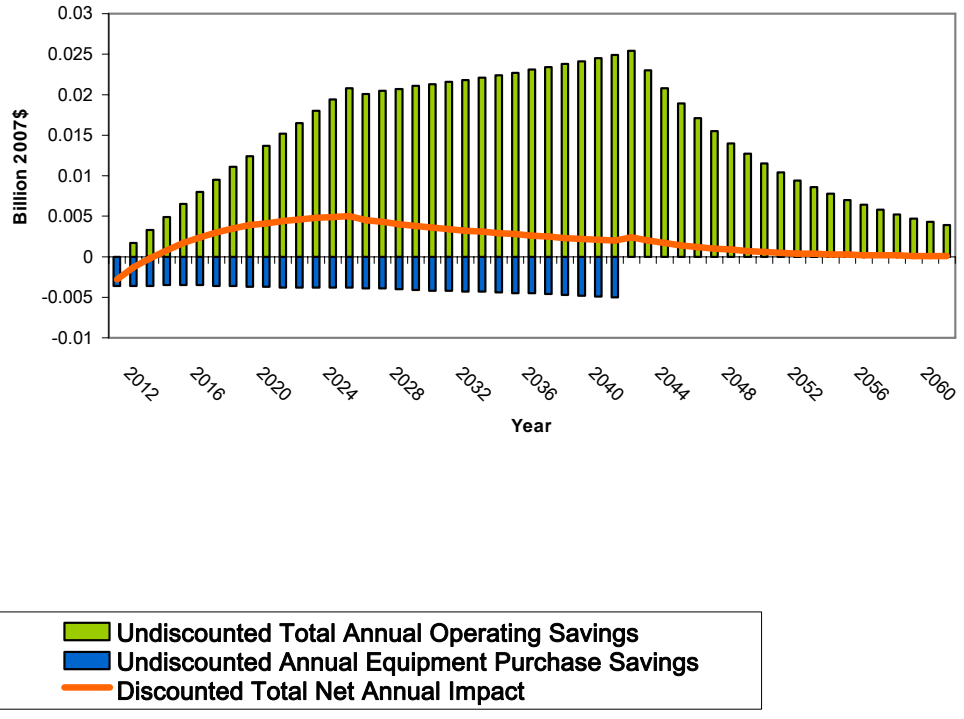


Figure I.2.3 National Annual Costs and Savings for VOP.RC.M, TSL 2

Trial Standard Level
TSL 3,4
Efficiency Level
Level 5

**Net Savings**

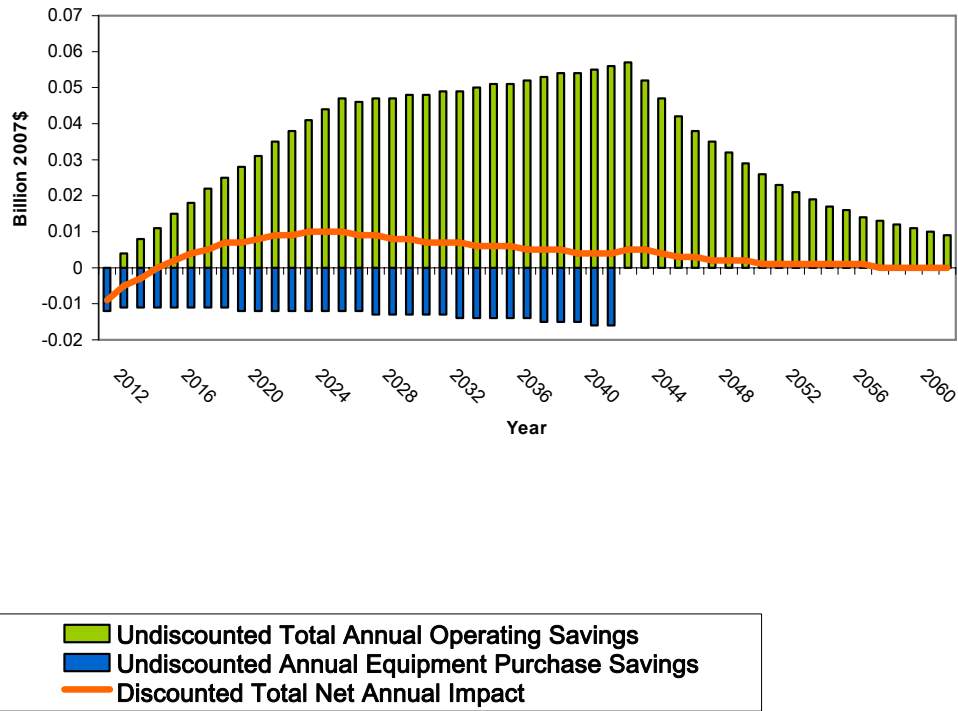


Figure I.2.4 National Annual Costs and Savings for VOP.RC.M, TSL 3,4

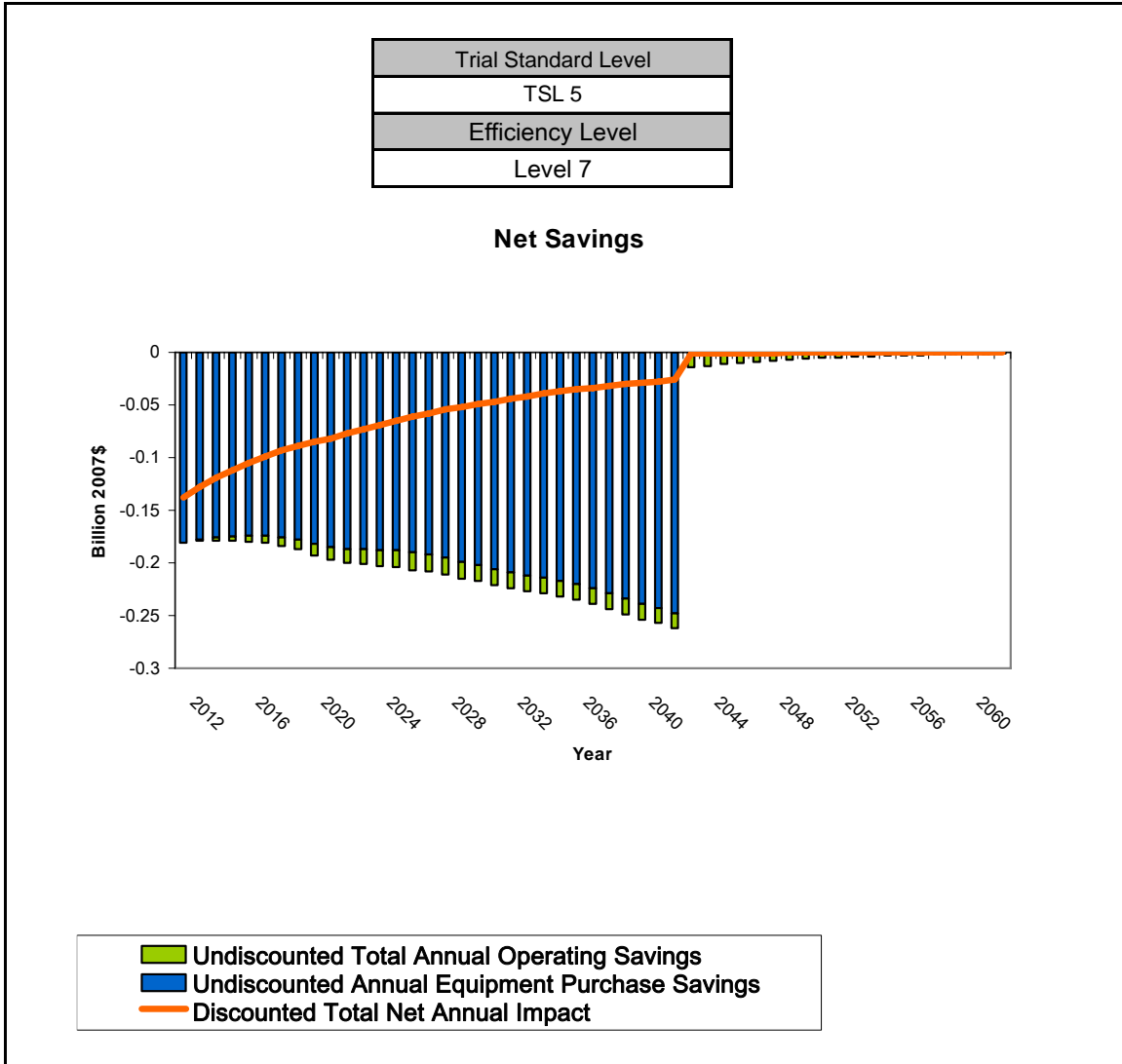


Figure I.2.5 National Annual Costs and Savings for VOP.RC.M, TSL 5

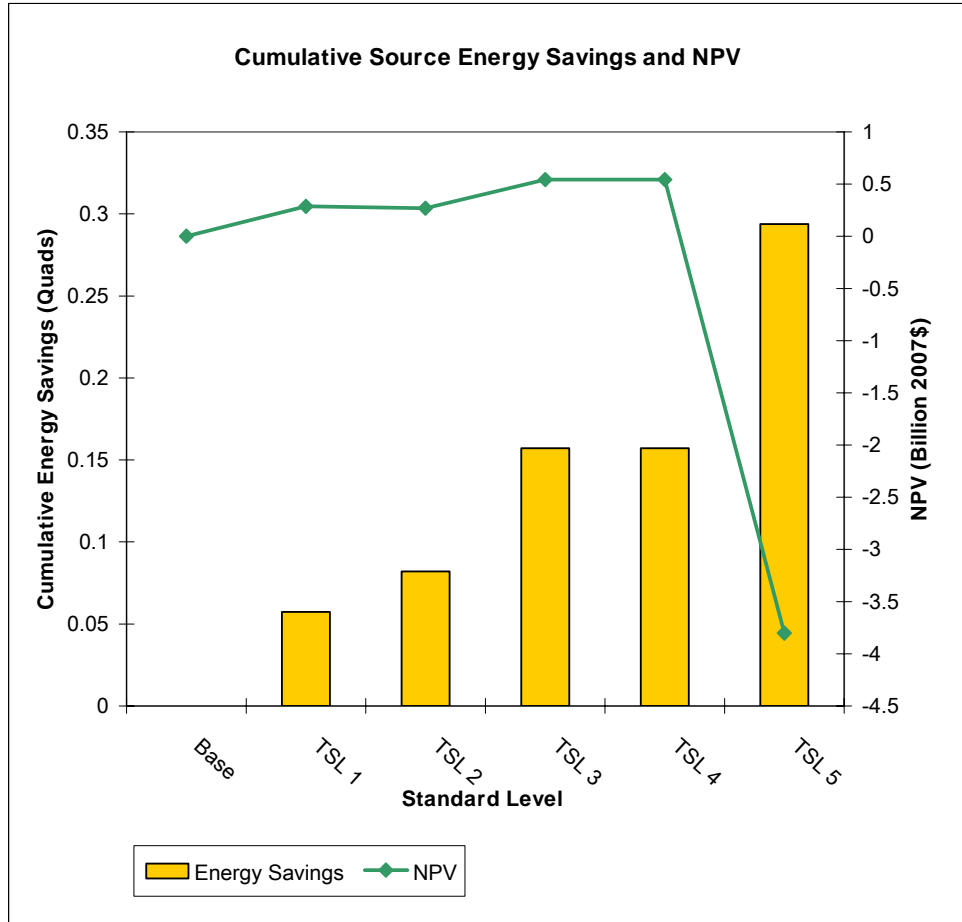


Figure I.2.6 Cumulative NPV Results for VOP.RC.M Based on a Three-Percent Discount Rate (Billion 2007\$)

Trial Standard Level
TSL 1
Efficiency Level
Level 3

**Net Savings**

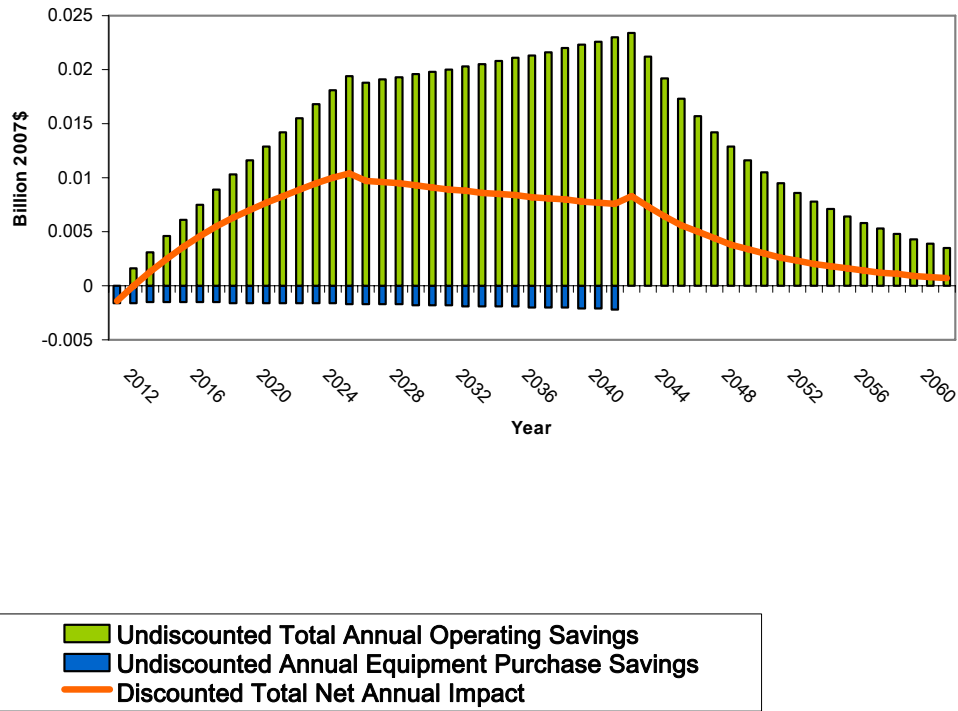


Figure I.2.7 National Annual Costs and Savings for VOP.RC.M, TSL 1

Trial Standard Level
TSL 2
Efficiency Level
Level 4

**Net Savings**

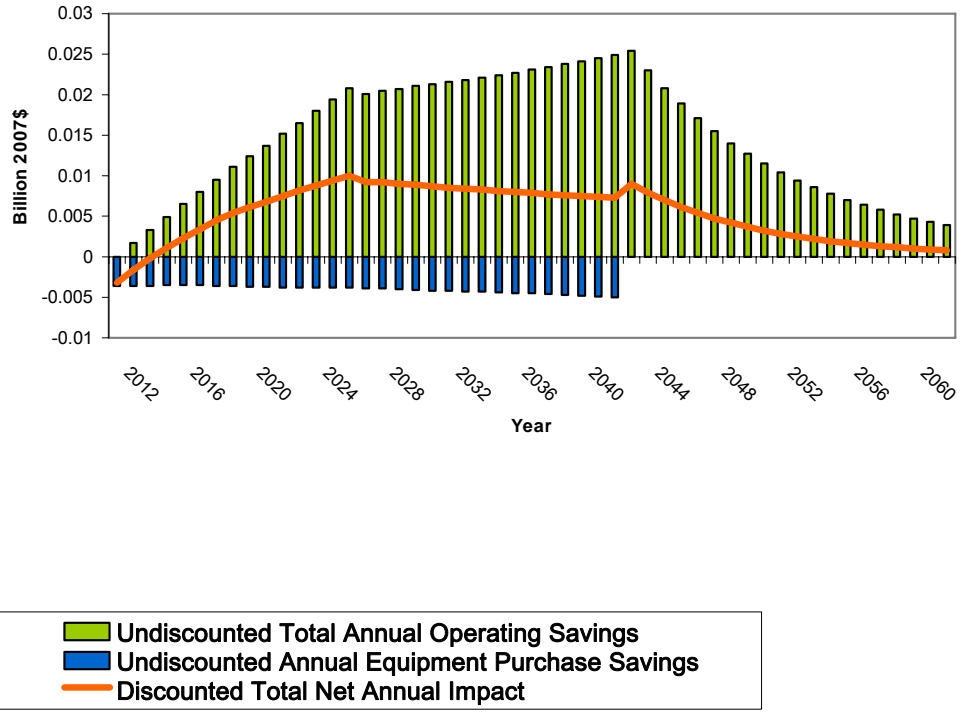


Figure I.2.8 National Annual Costs and Savings for VOP.RC.M, TSL 2

Trial Standard Level
TSL 3,4
Efficiency Level
Level 5

**Net Savings**

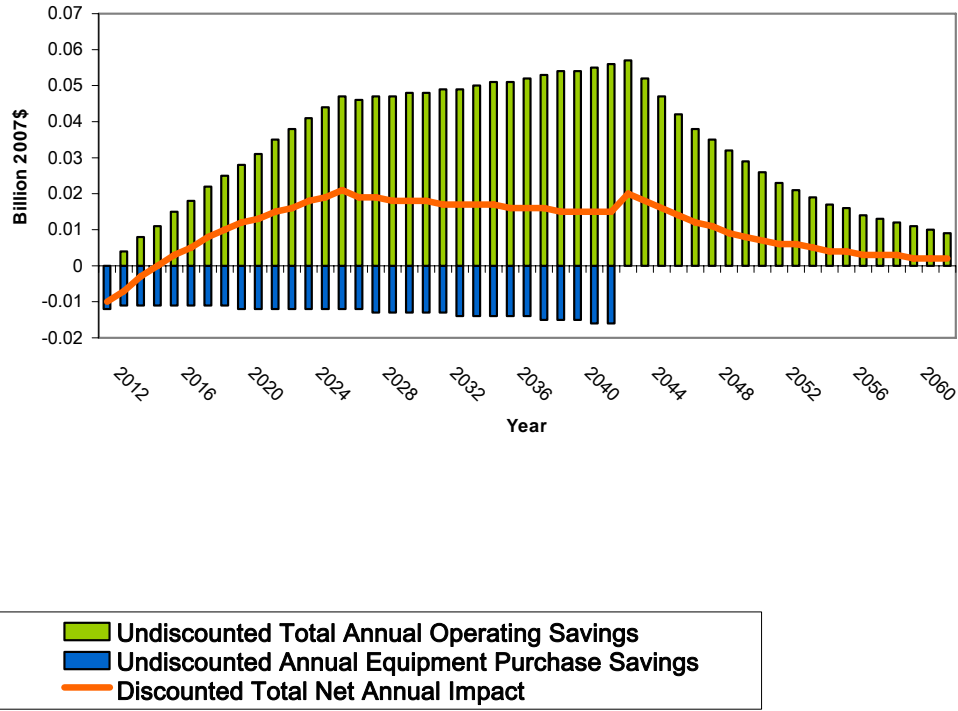
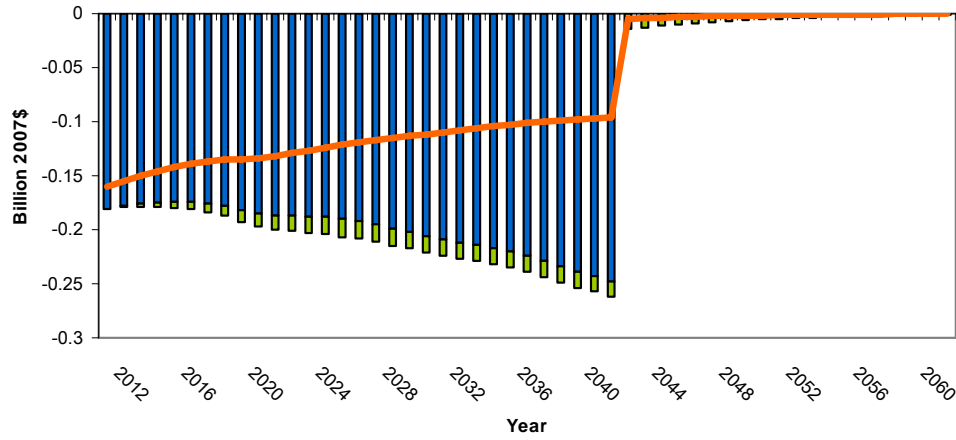


Figure I.2.9 National Annual Costs and Savings for VOP.RC.M, TSL 3,4

Trial Standard Level
TSL 5
Efficiency Level
Level 7

**Net Savings**



**Figure 10 National Annual Costs and Savings for VOP.RC.M, TSL 5**

I.3

VERTICAL OPEN.REMOTE CONDENSING.LOW (VOP.RC.L)

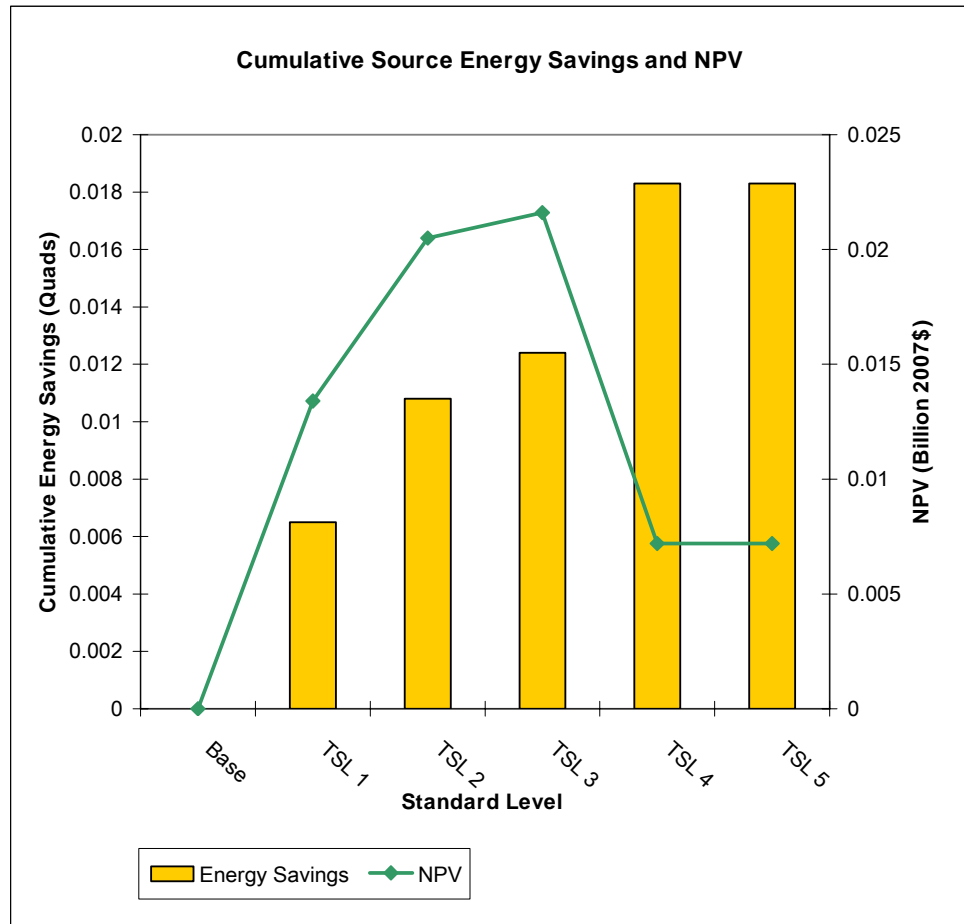


Figure 11 Cumulative NPV Results for VOP.RC.L Based on a Seven-Percent Discount Rate (Billion 2007\$)

Trial Standard Level
TSL 1
Efficiency Level
Level 3

**Net Savings**

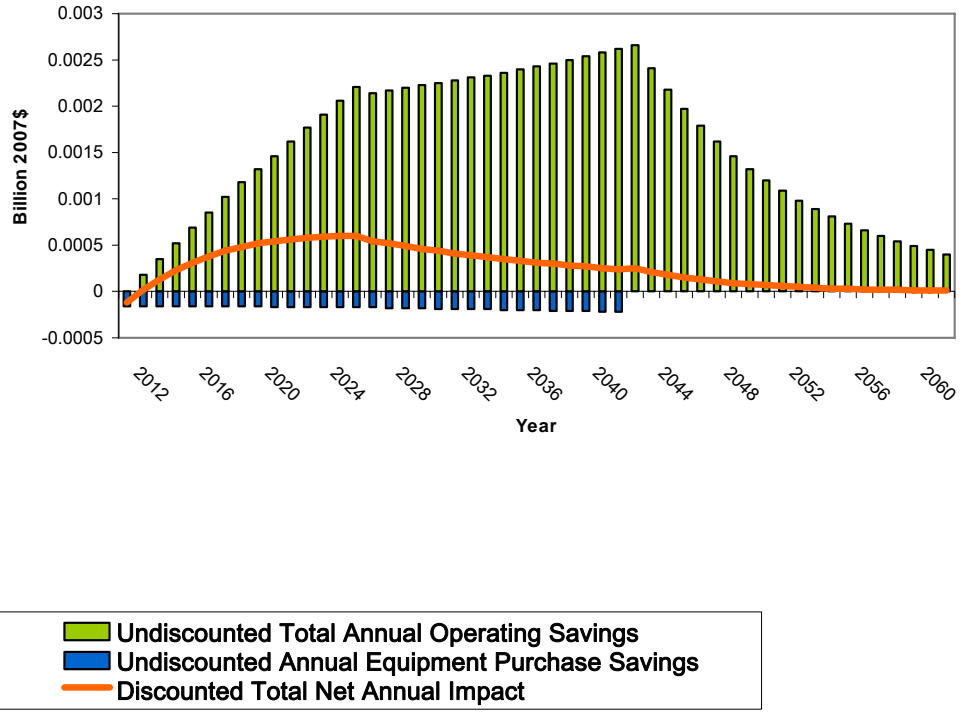


Figure 12 National Annual Costs and Savings for VOP.RC.L, TSL 1

Trial Standard Level
TSL 2
Efficiency Level
Level 4

**Net Savings**

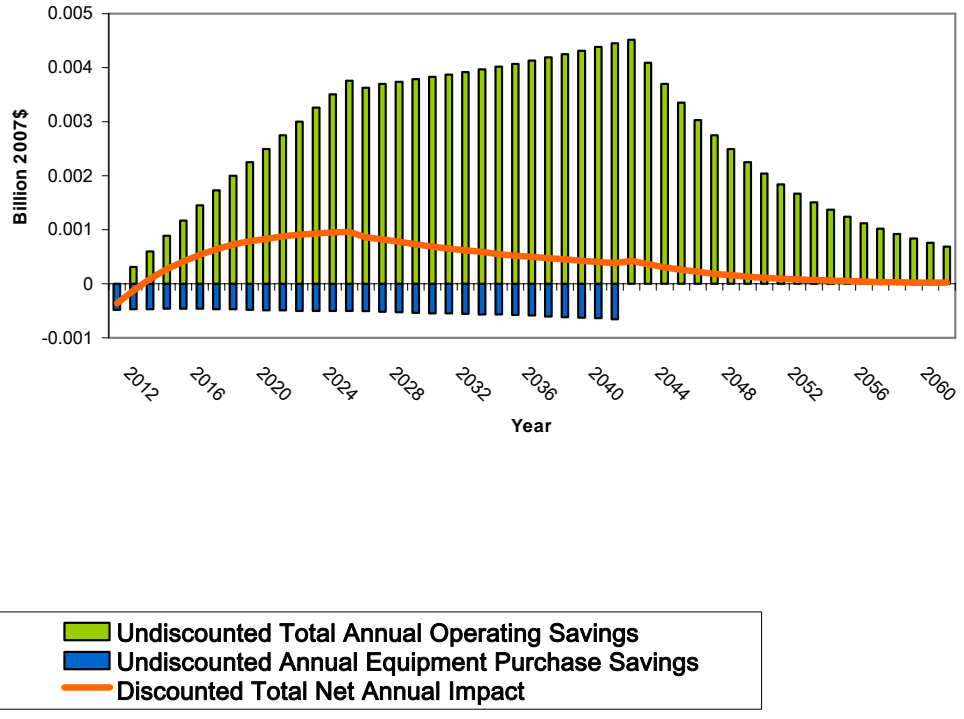
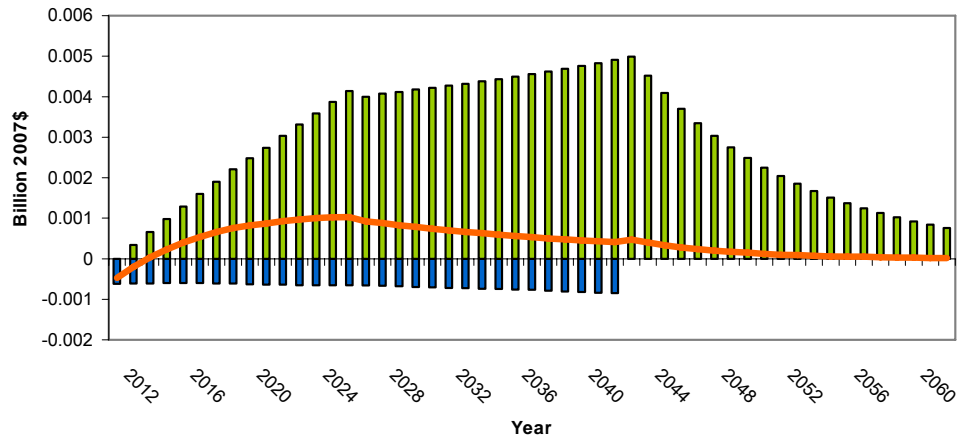


Figure 13 National Annual Costs and Savings for VOP.RC.L, TSL 2

Trial Standard Level
TSL 3
Efficiency Level
Level 6

**Net Savings**



**Figure 14 National Annual Costs and Savings for VOP.RC.L, TSL 3**

Trial Standard Level
TSL 4, 5
Efficiency Level
Level 7

**Net Savings**

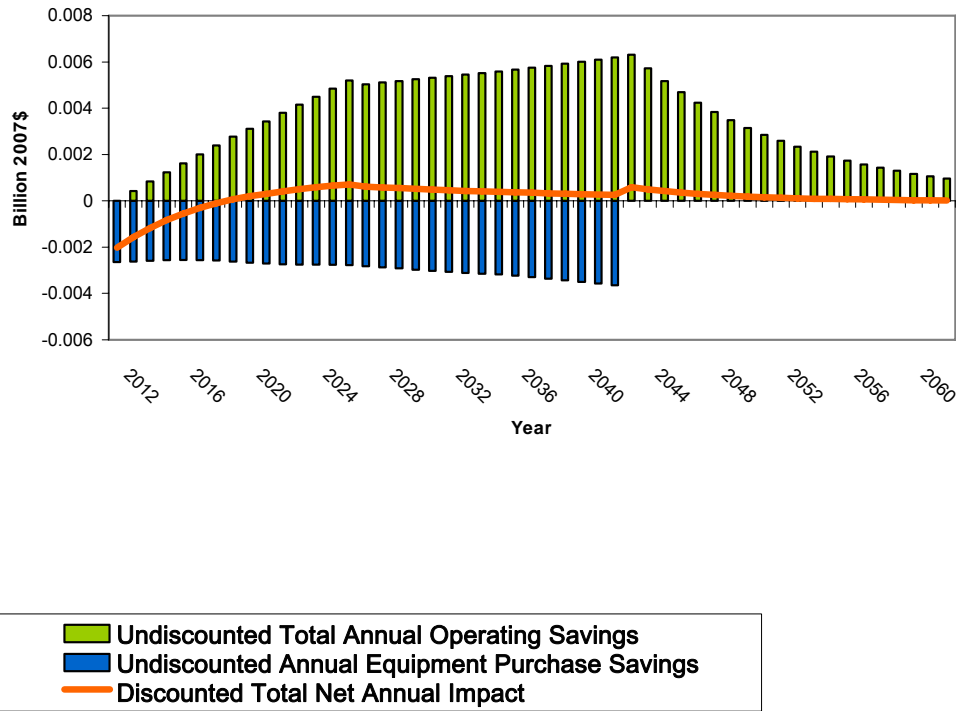


Figure 15 National Annual Costs and Savings for VOP.RC.L, TSL 4, 5

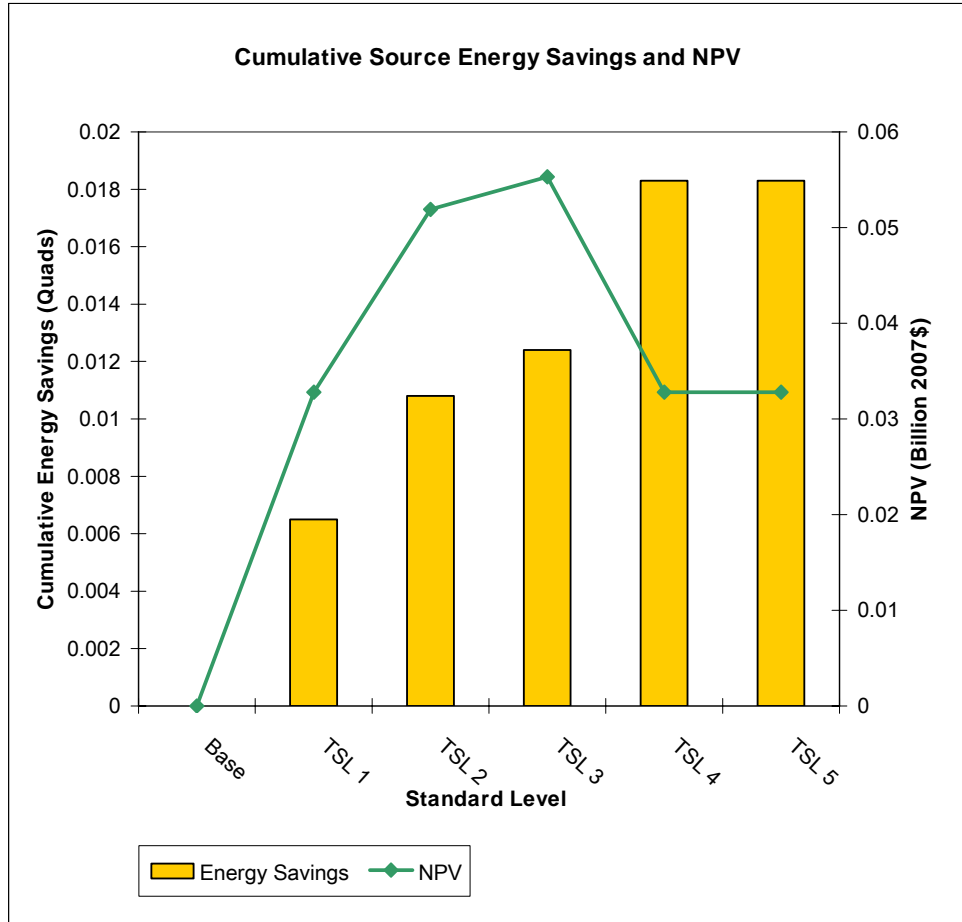


Figure 16 Cumulative NPV Results for VOP.RC.L Based on a Three-Percent Discount Rate (Billion 2007\$)

Trial Standard Level
TSL 1
Efficiency Level
Level 3

**Net Savings**

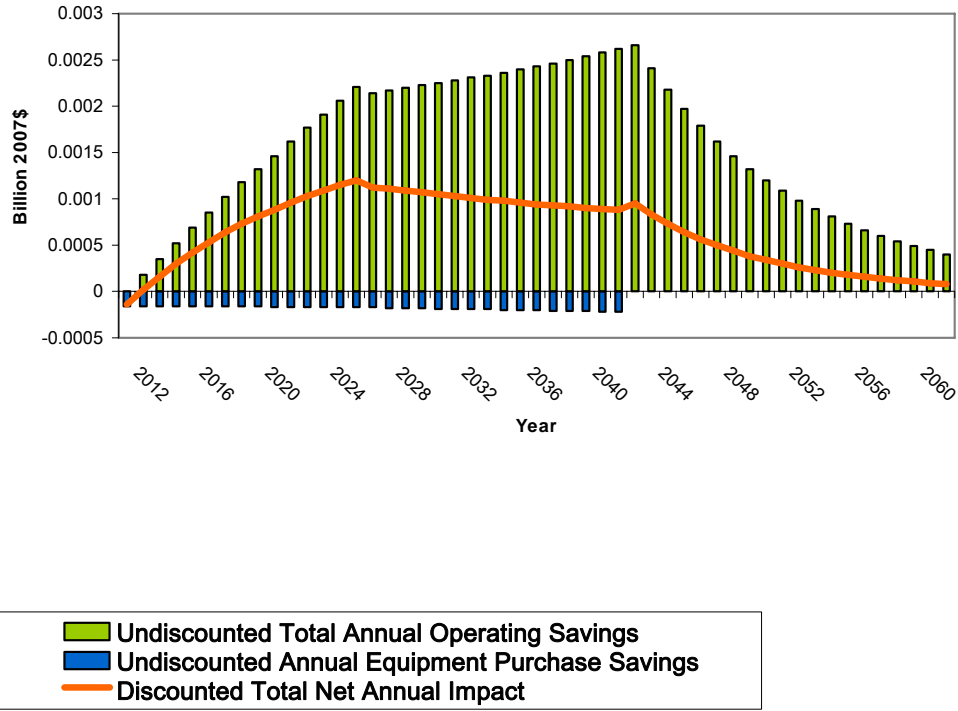


Figure 17 National Annual Costs and Savings for VOP.RC.L, TSL 1

Trial Standard Level
TSL 2
Efficiency Level
Level 4

**Net Savings**

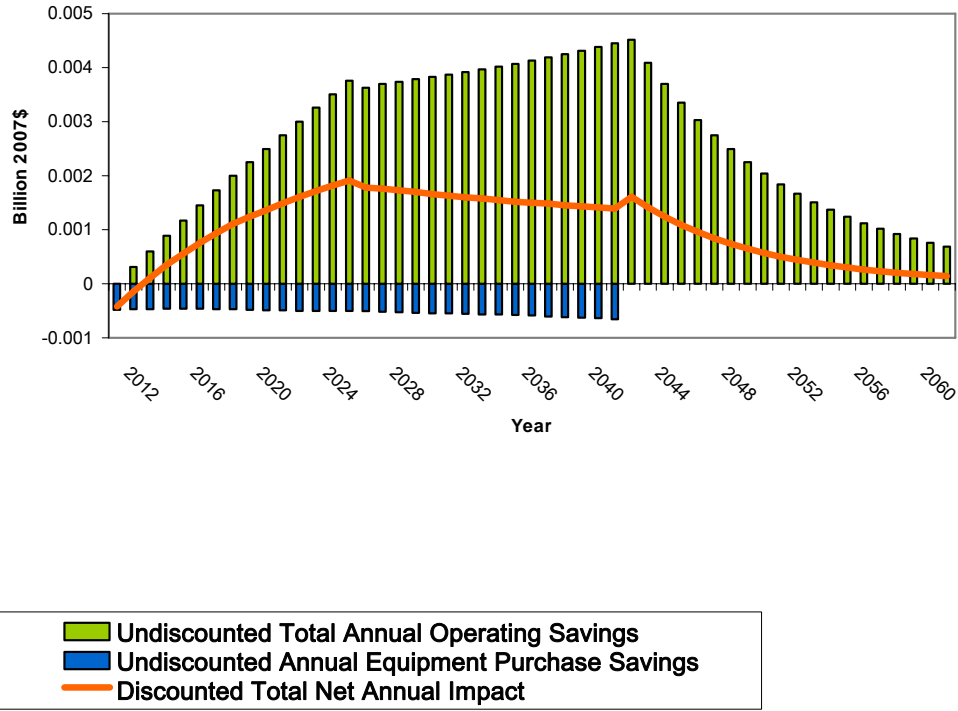
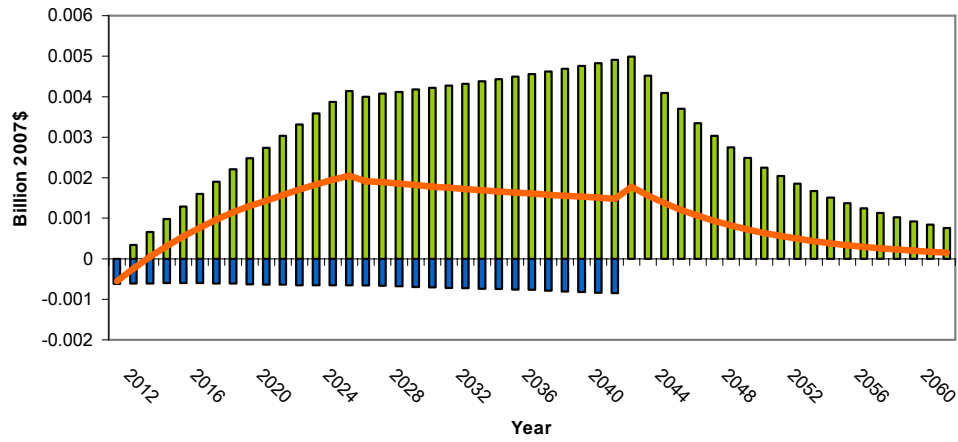


Figure 18 National Annual Costs and Savings for VOP.RC.L, TSL 2

Trial Standard Level
TSL 3
Efficiency Level
Level 6

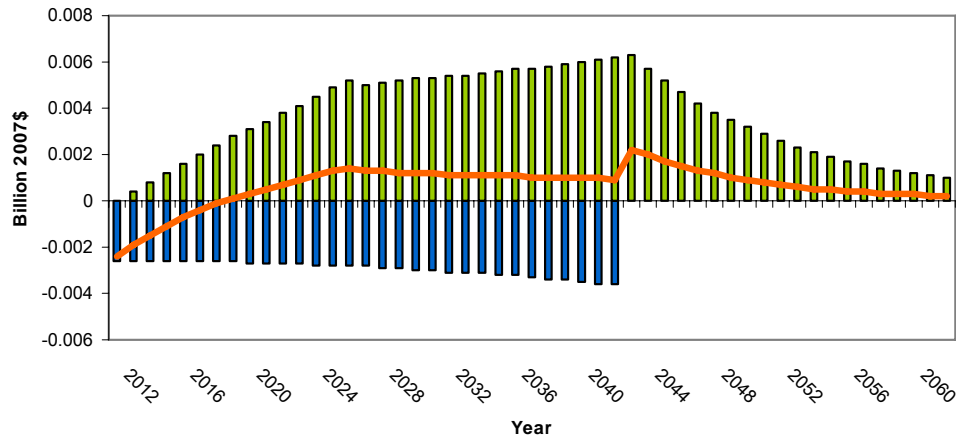
**Net Savings**



**Figure 19 National Annual Costs and Savings for VOP.RC.L, TSL 3**

Trial Standard Level
TSL 4, 5
Efficiency Level
Level 7

**Net Savings**



**Figure 20 National Annual Costs and Savings for VOP.RC.L, TSL 4, 5**

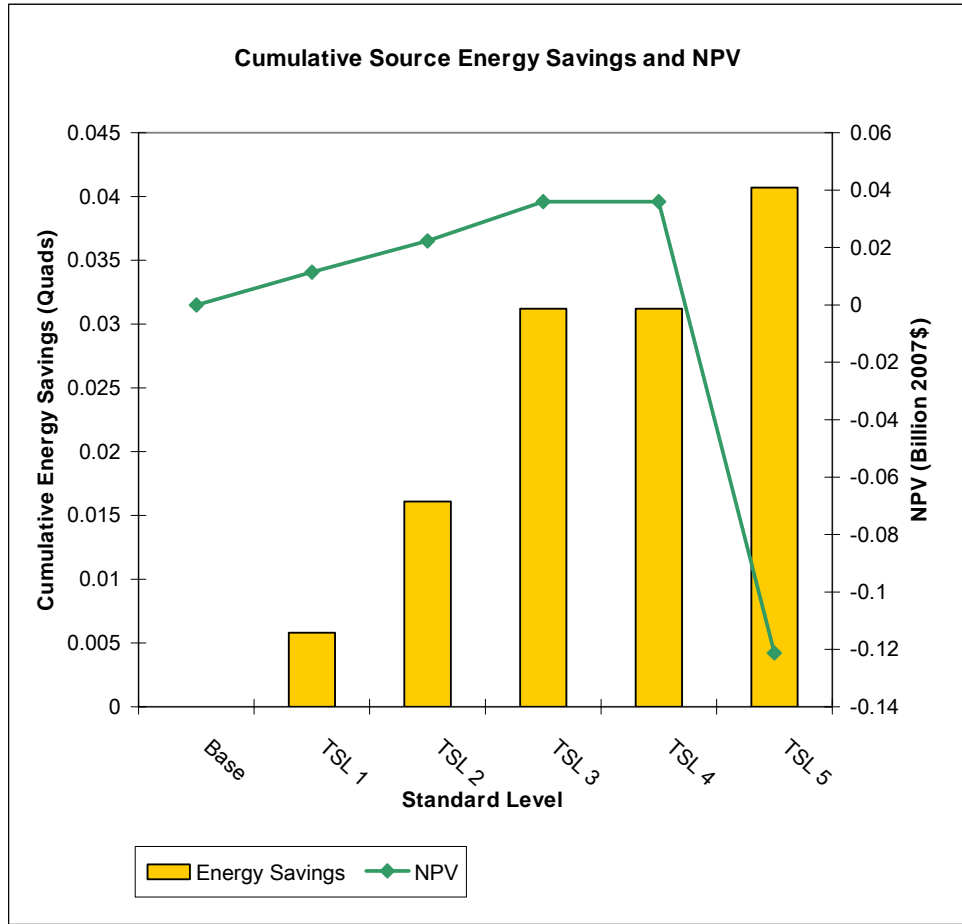


Figure 21 Cumulative NPV Results for VOP.SC.M Based on a Seven-Percent Discount Rate (Billion 2007\$)

Trial Standard Level
TSL 1
Efficiency Level
Level 3

**Net Savings**

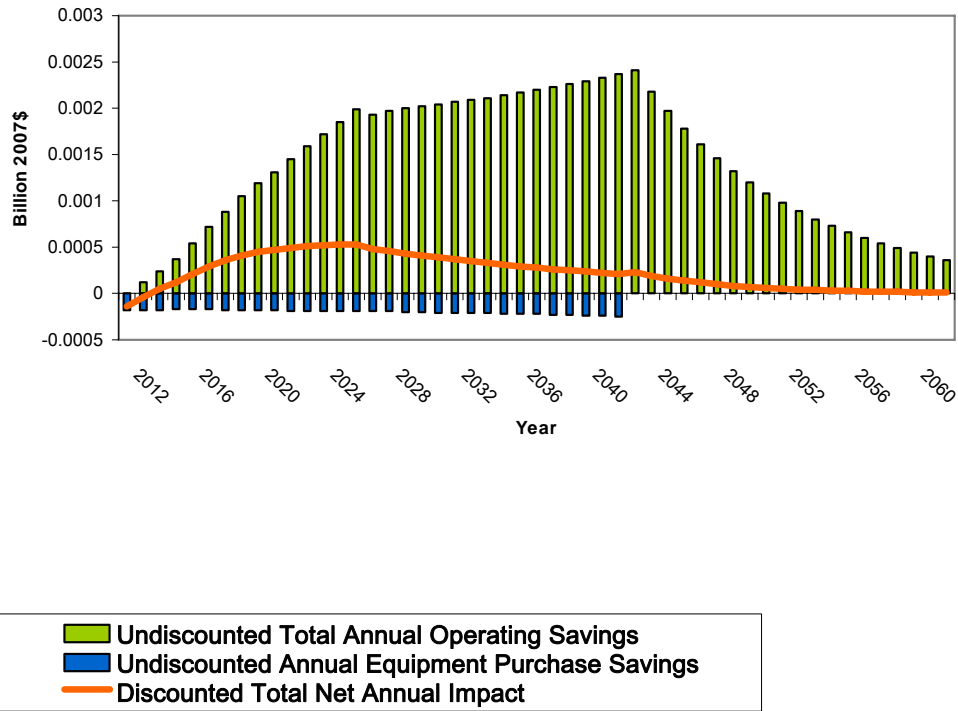
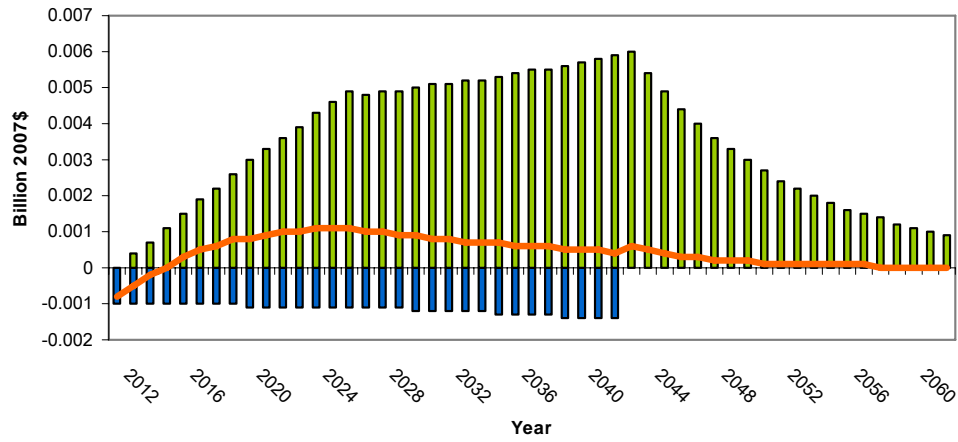


Figure 22 National Annual Costs and Savings for VOP.SC.M, TSL 1

Trial Standard Level
TSL 2
Efficiency Level
Level 5

**Net Savings**



**Figure 23 National Annual Costs and Savings for VOP.SC.M, TSL 2**

Trial Standard Level
TSL 3, 4
Efficiency Level
Level 6

**Net Savings**

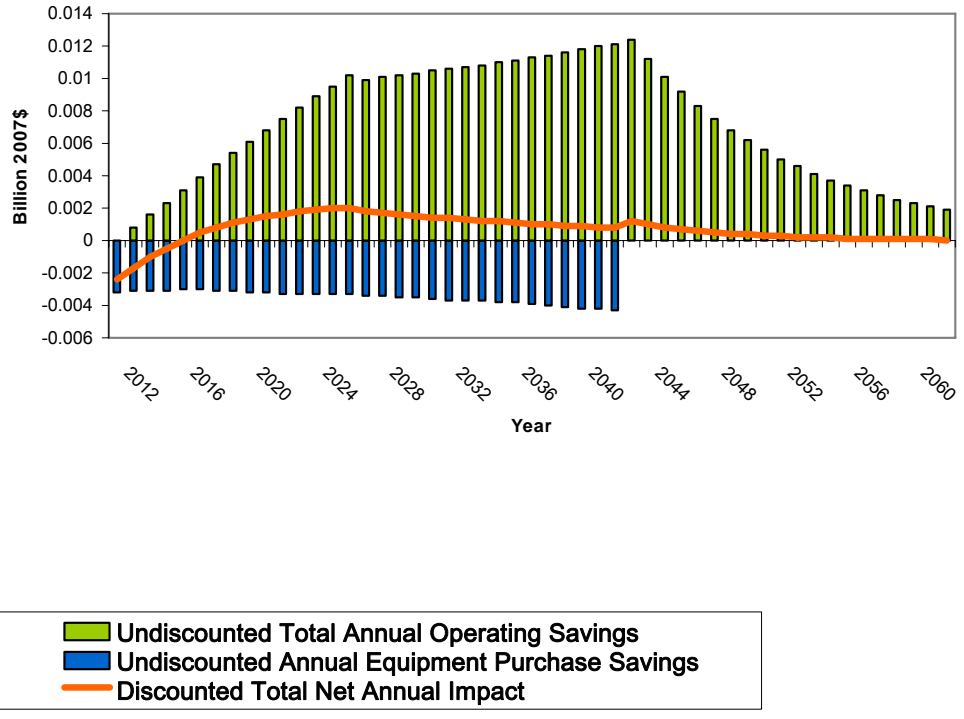


Figure 24 National Annual Costs and Savings for VOP.SC.M, TSL 3, 4

Trial Standard Level
TSL 5
Efficiency Level
Level 8

**Net Savings**

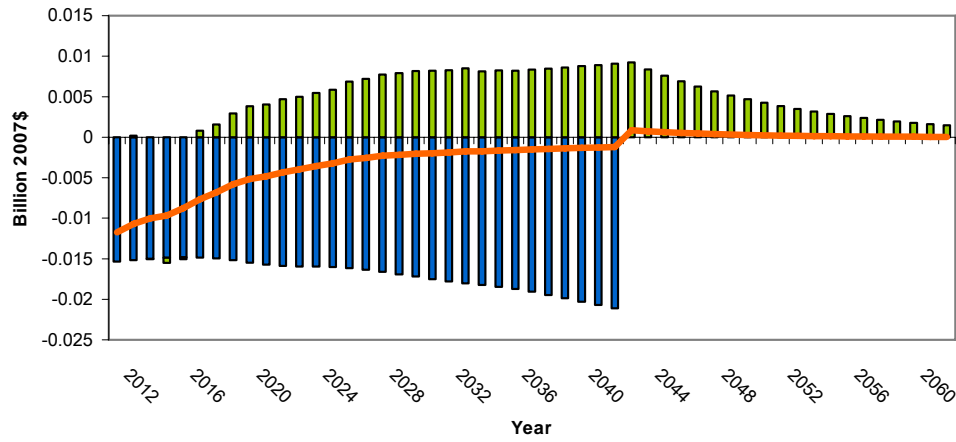


Figure 25 National Annual Costs and Savings for VOP.SC.M, TSL 5

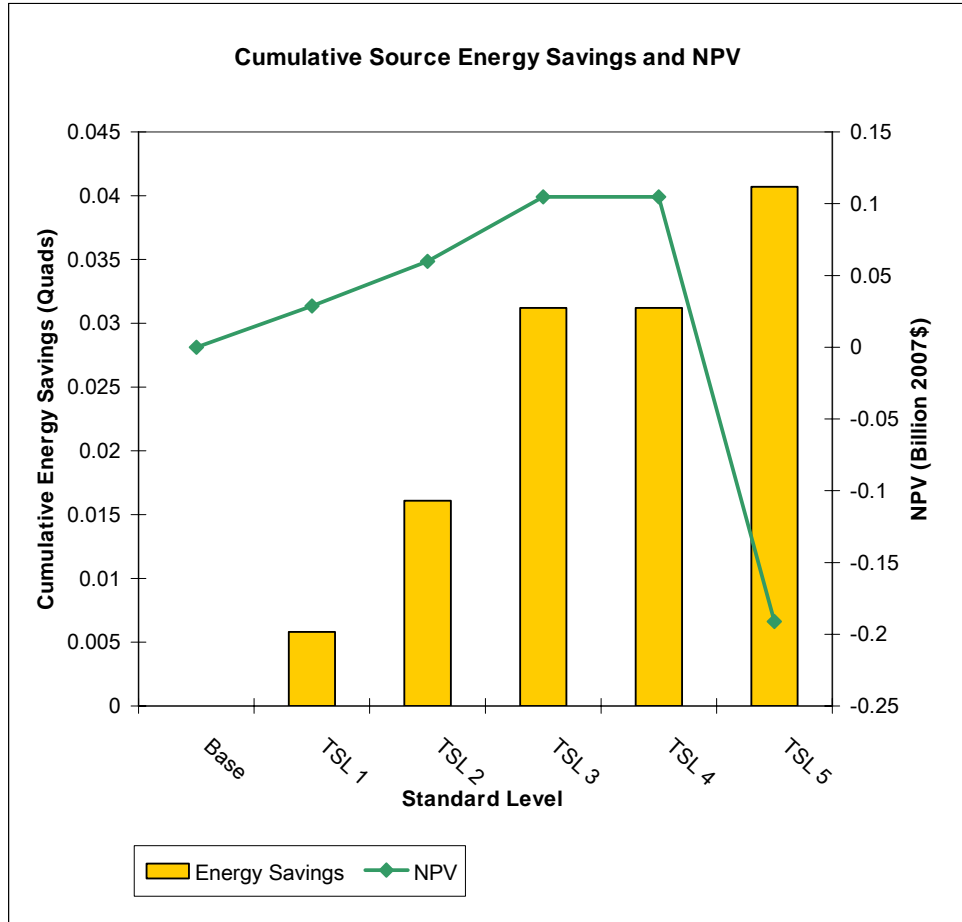


Figure 26 Cumulative NPV Results for VOP.SC.M Based on a Three-Percent Discount Rate (Billion 2007\$)

Trial Standard Level
TSL 1
Efficiency Level
Level 3

**Net Savings**

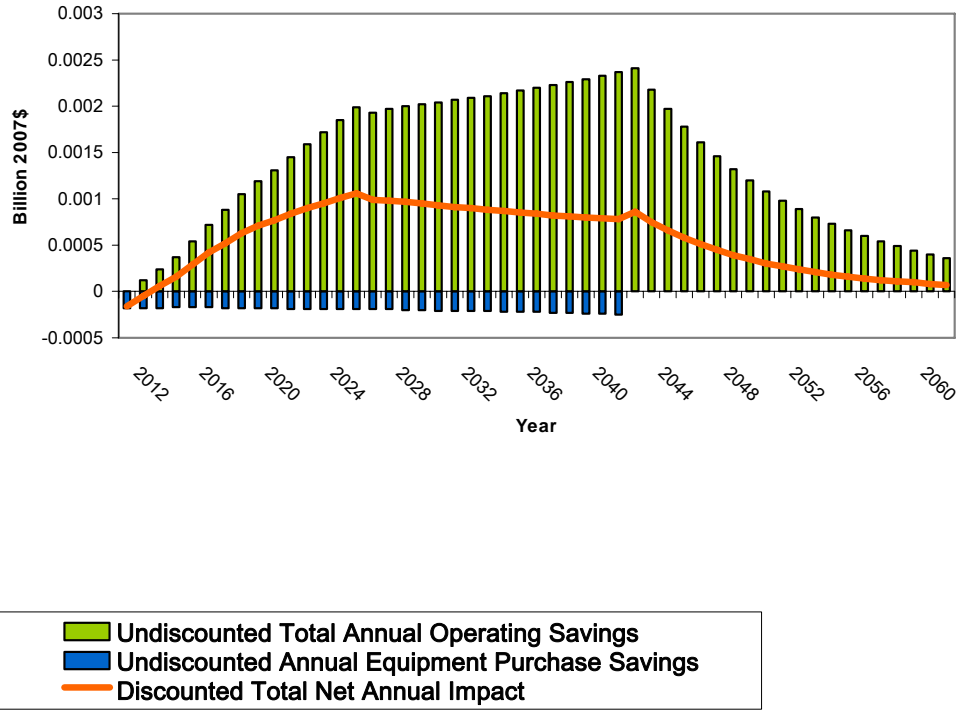


Figure 27 National Annual Costs and Savings for VOP.SC.M, TSL 1

Trial Standard Level
TSL 2
Efficiency Level
Level 5

**Net Savings**

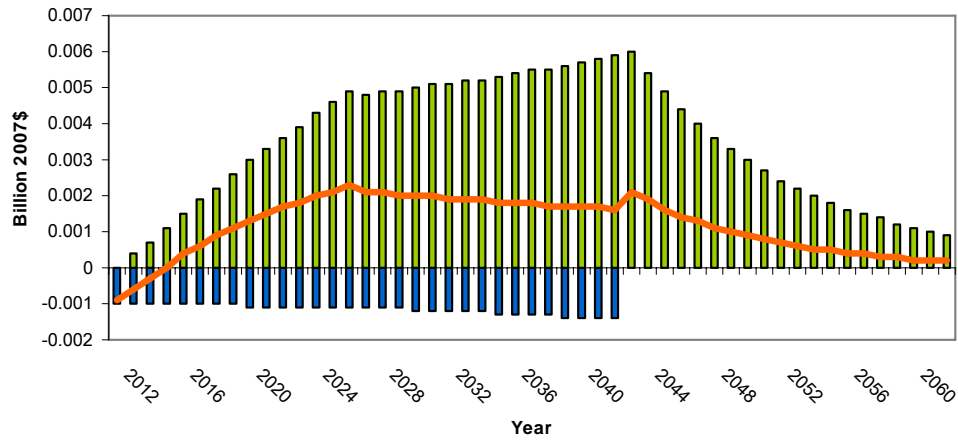


Figure 28 National Annual Costs and Savings for VOP.SC.M, TSL 2

Trial Standard Level
TSL 3, 4
Efficiency Level
Level 6

**Net Savings**

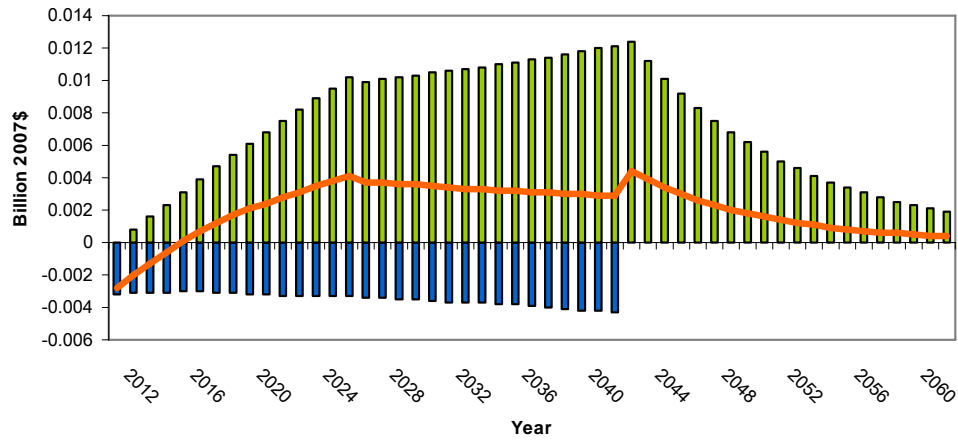
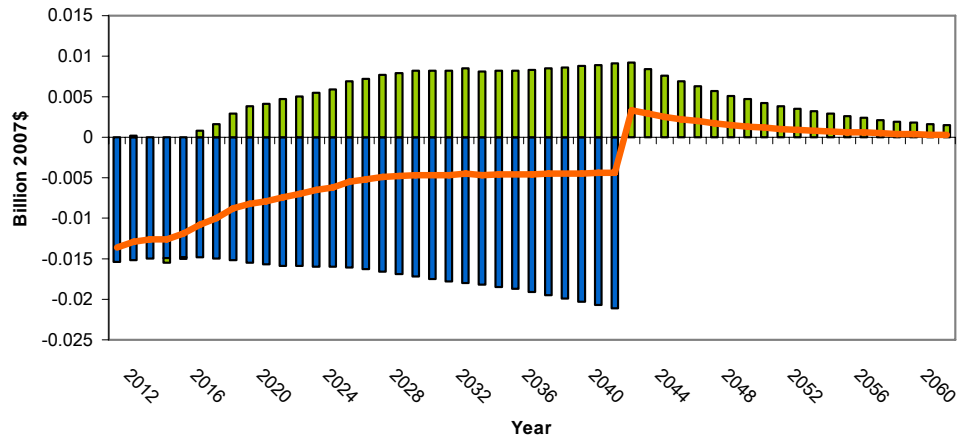


Figure 29 National Annual Costs and Savings for VOP.SC.M, TSL 3, 4

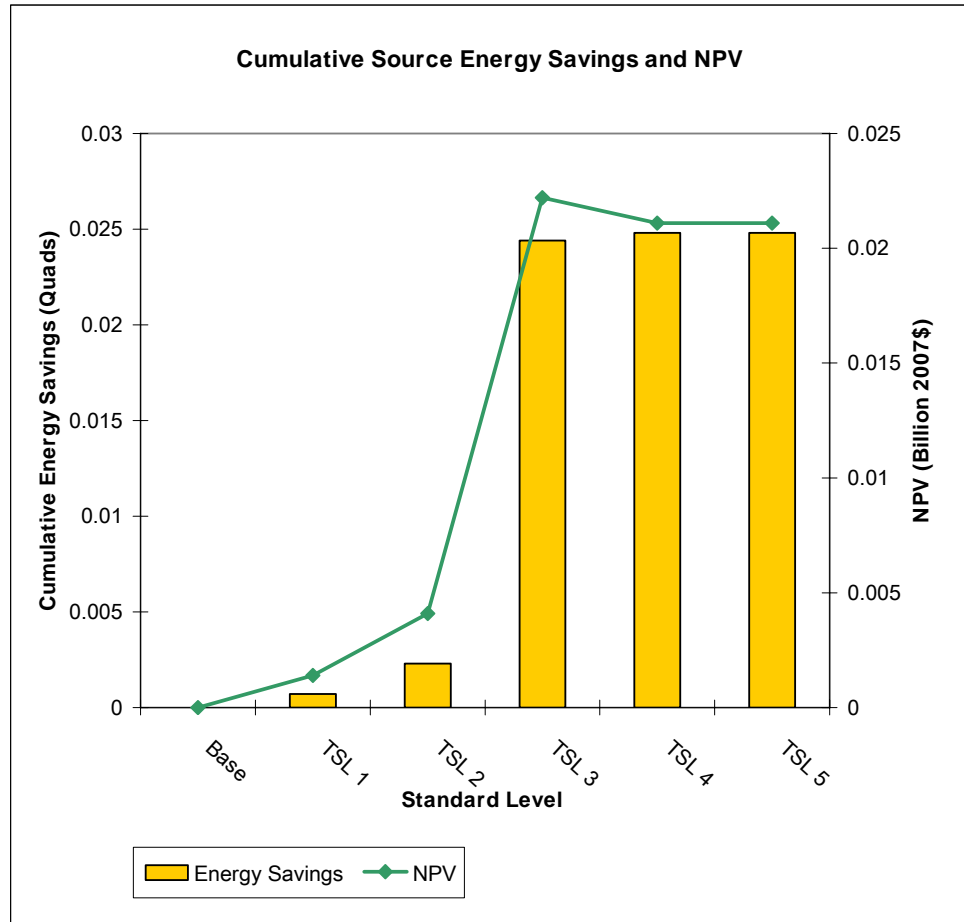
Trial Standard Level
TSL 5
Efficiency Level
Level 8

**Net Savings**



**Figure 30 National Annual Costs and Savings for VOP.SC.M, TSL 5**

**I.5 VERTICAL CLOSED TRANSPARENT.REMOTE  
CONDENSING.MEDIUM (VCT.RC.M)**



**Figure 31 Cumulative NPV Results for VCT.RC.M Based on a Seven-Percent Discount Rate (Billion 2007\$)**

Trial Standard Level
TSL 1
Efficiency Level
Level 2

**Net Savings**

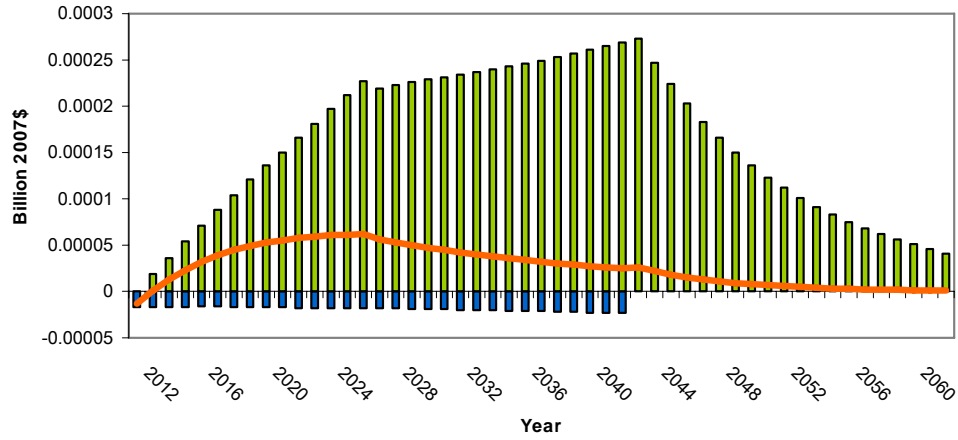


Figure 32 National Annual Costs and Savings for VCT.RC.M, TSL 1

Trial Standard Level
TSL 2
Efficiency Level
Level 3

**Net Savings**

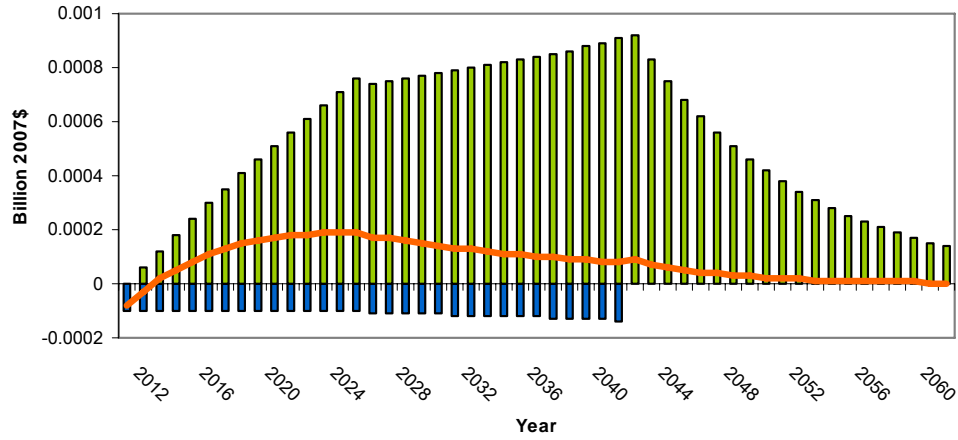
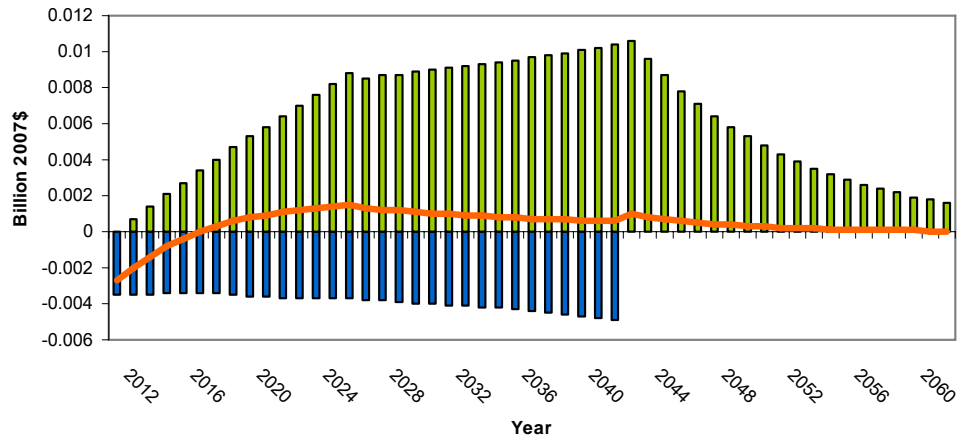


Figure 33 National Annual Costs and Savings for VCT.RC.M, TSL 2

Trial Standard Level
TSL 3
Efficiency Level
Level 6

**Net Savings**



**Figure 34 National Annual Costs and Savings for VCT.RC.M, TSL 3**

Trial Standard Level
TSL 4, 5
Efficiency Level
Level 7

**Net Savings**

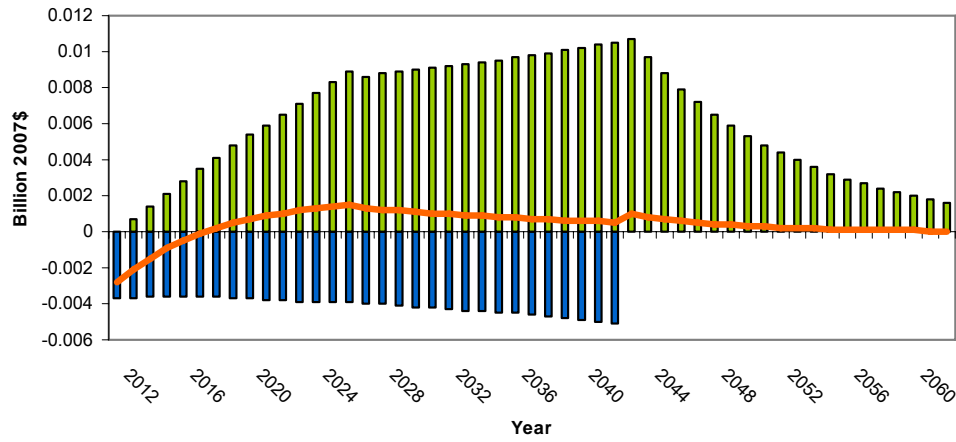
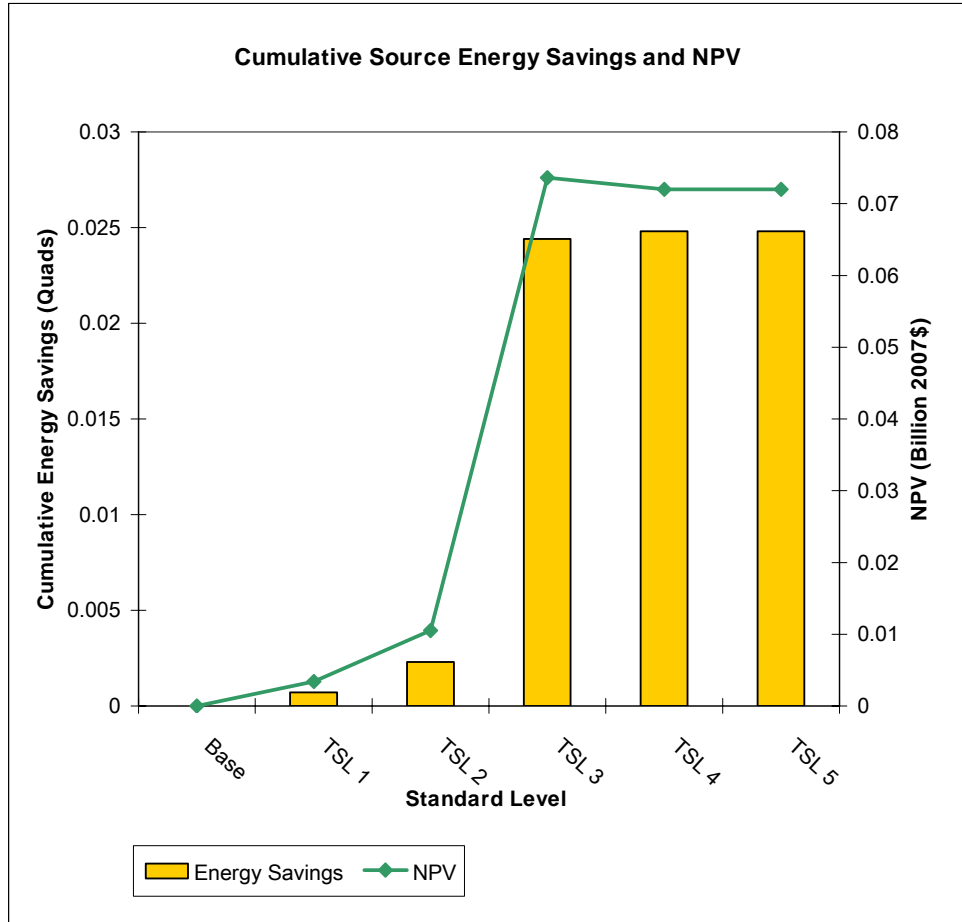


Figure 35 National Annual Costs and Savings for VCT.RC.M, TSL 4, 5



**Figure 36 Cumulative NPV Results for VCT.RC.M Based on a Three-Percent Discount Rate (Billion 2007\$)**

Trial Standard Level
TSL 1
Efficiency Level
Level 2

**Net Savings**

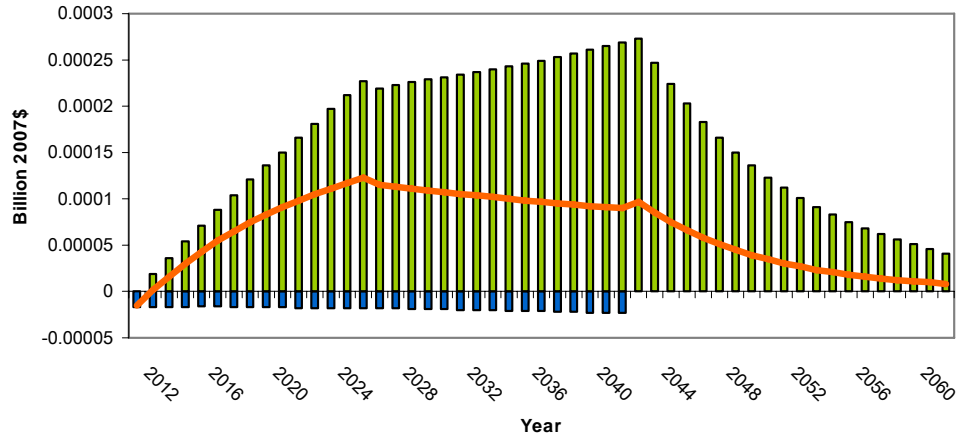
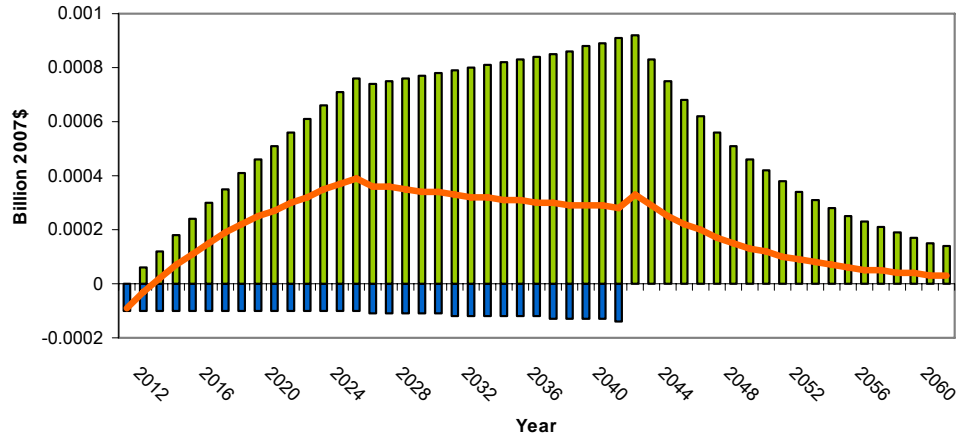


Figure 37 National Annual Costs and Savings for VCT.RC.M, TSL 1

Trial Standard Level
TSL 2
Efficiency Level
Level 3

**Net Savings**



**Figure 38 National Annual Costs and Savings for VCT.RC.M, TSL 2**

Trial Standard Level
TSL 3
Efficiency Level
Level 6

**Net Savings**

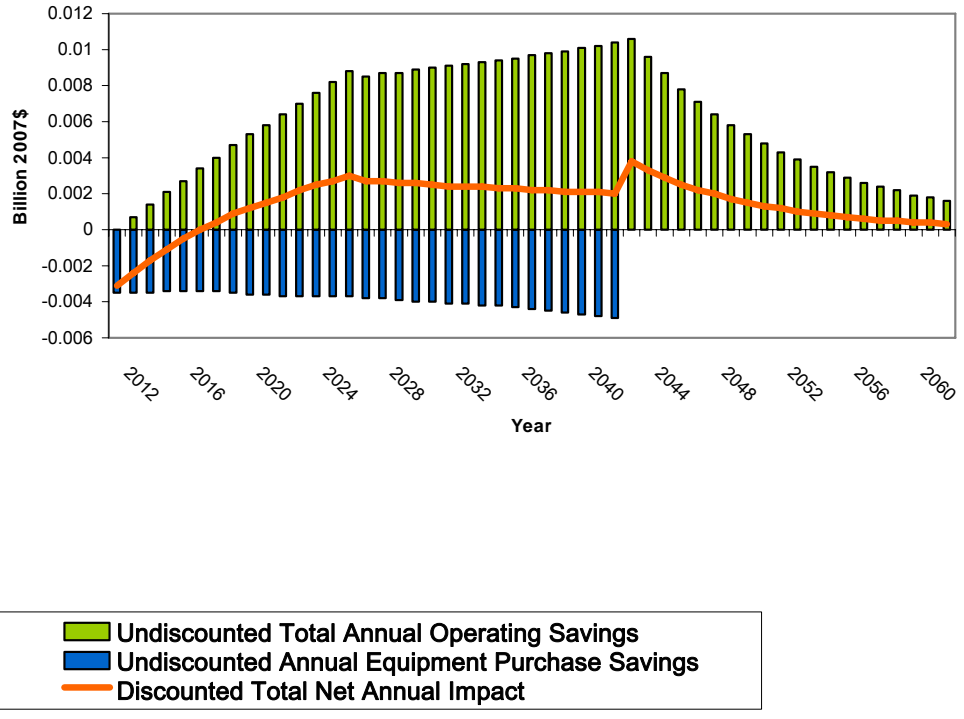
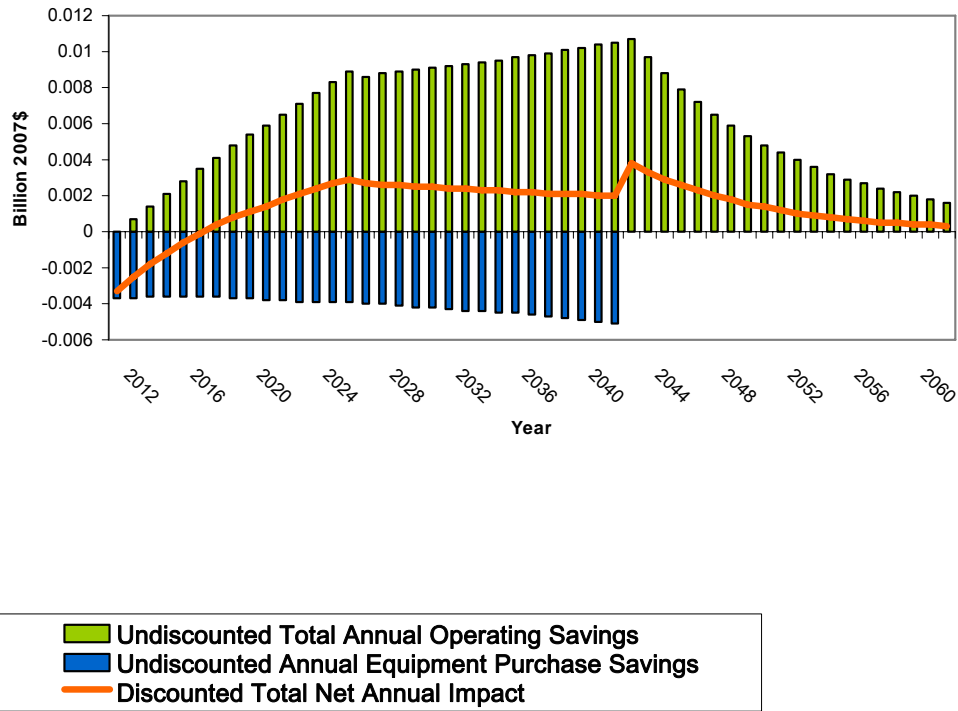


Figure 39 National Annual Costs and Savings for VCT.RC.M, TSL 3

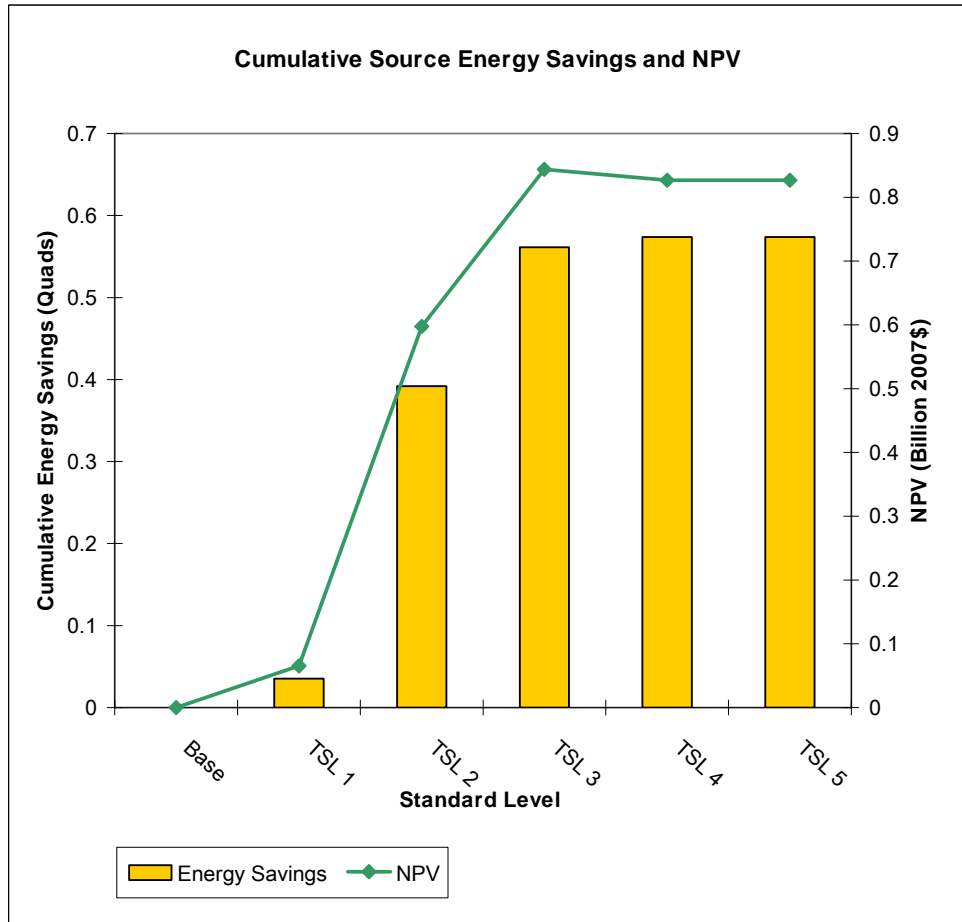
Trial Standard Level
TSL 4, 5
Efficiency Level
Level 7

**Net Savings**



**Figure 40 National Annual Costs and Savings for VCT.RC.M, TSL 4, 5**

**I.6 VERTICAL CLOSED TRANSPARENT.REMOTE  
CONDENSING.LOW (VCT.RC.L)**



**Figure 41 Cumulative NPV Results for VCT.RC.L Based on a Seven-Percent Discount Rate (Billion 2007\$)**

Trial Standard Level
TSL 1
Efficiency Level
Level 3

**Net Savings**

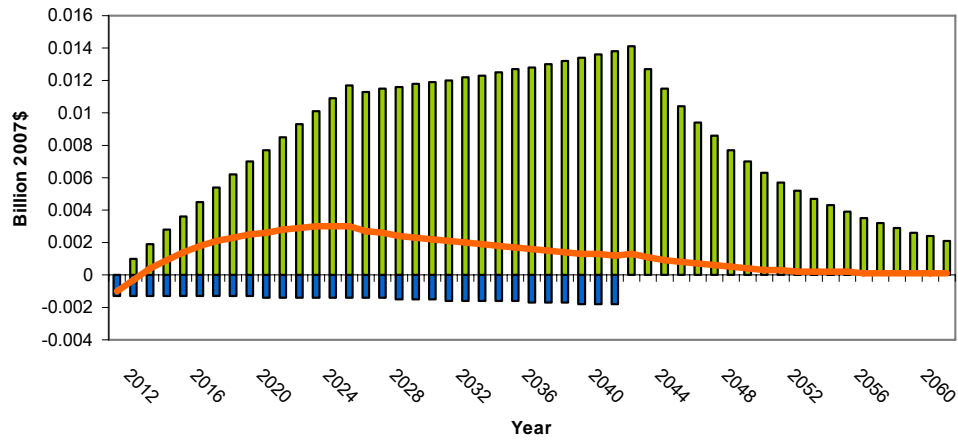


Figure 42 National Annual Costs and Savings for VCT.RC.L, TSL 1

Trial Standard Level
TSL 2
Efficiency Level
Level 4

**Net Savings**

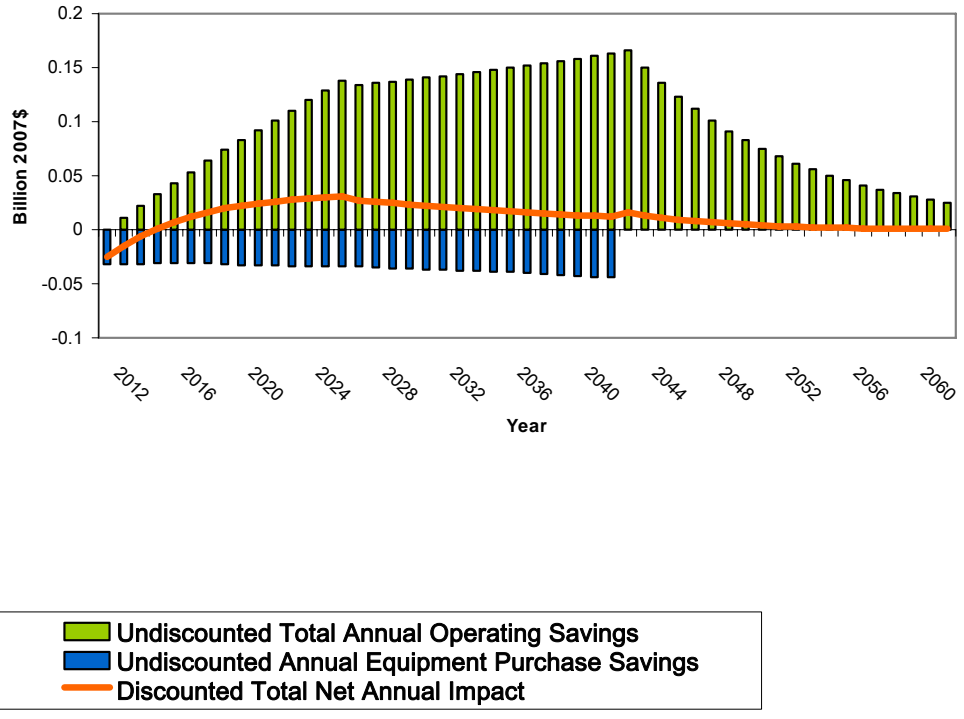


Figure 43 National Annual Costs and Savings for VCT.RC.L, TSL 2

Trial Standard Level
TSL 3
Efficiency Level
Level 6

**Net Savings**

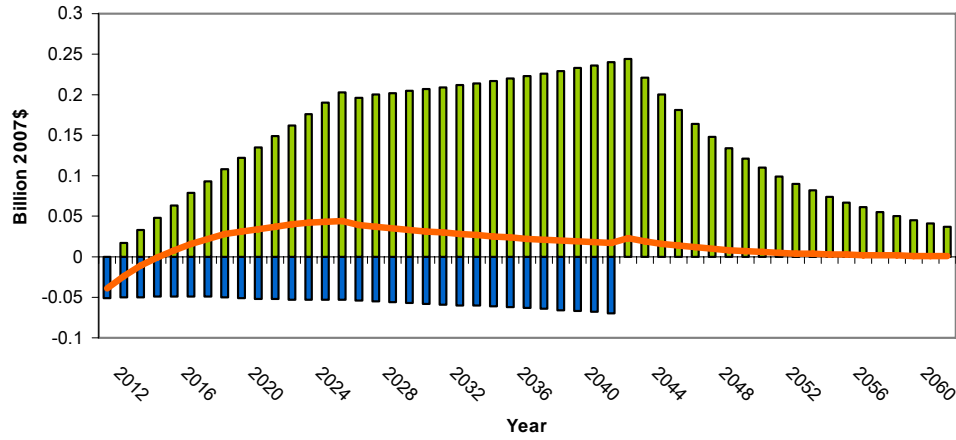


Figure 44 National Annual Costs and Savings for VCT.RC.L, TSL 3

Trial Standard Level
TSL 4, 5
Efficiency Level
Level 7

**Net Savings**

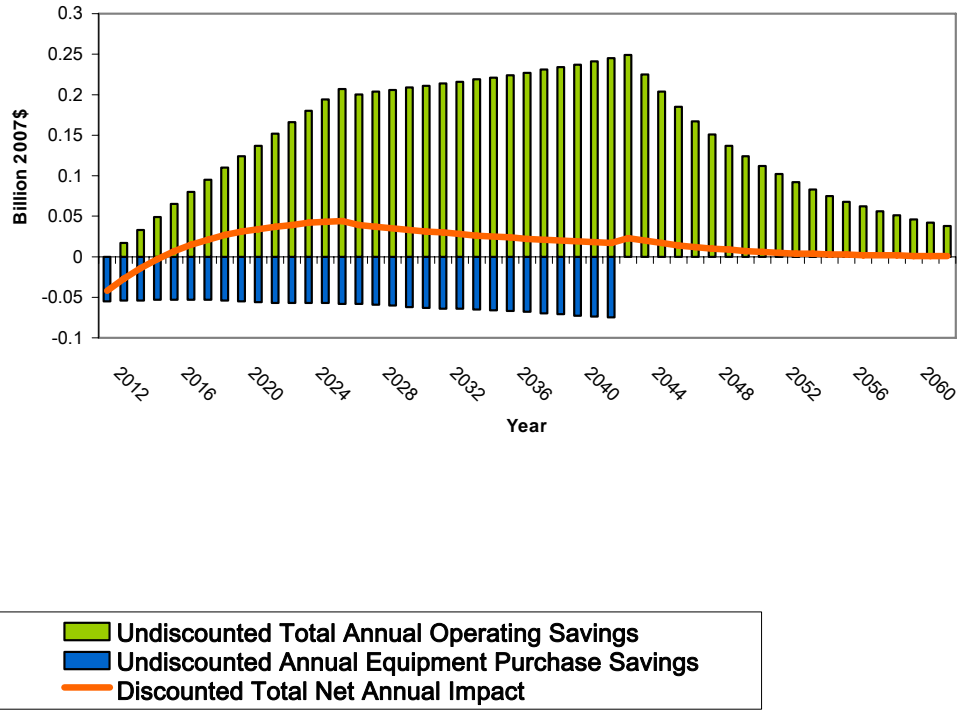
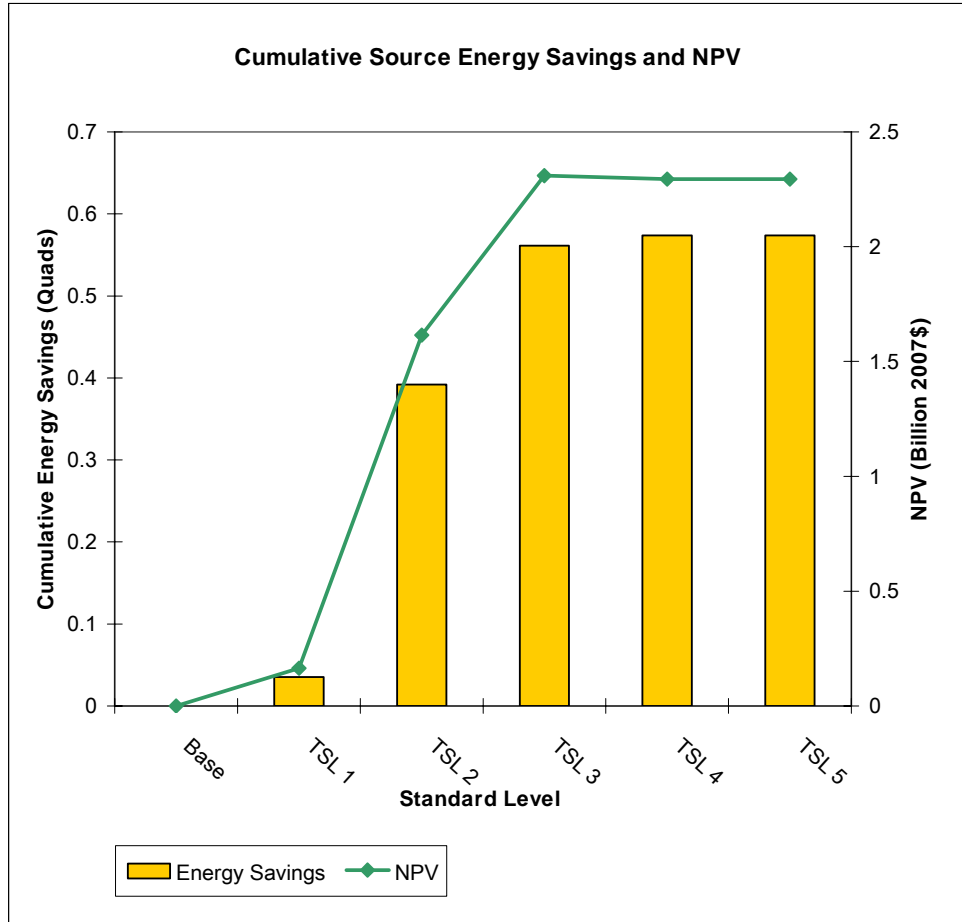


Figure 45 National Annual Costs and Savings for VCT.RC.L, TSL 4, 5



**Figure 46 Cumulative NPV Results for VCT.RC.L Based on a Three-Percent Discount Rate (Billion 2007\$)**

Trial Standard Level
TSL 1
Efficiency Level
Level 3

**Net Savings**

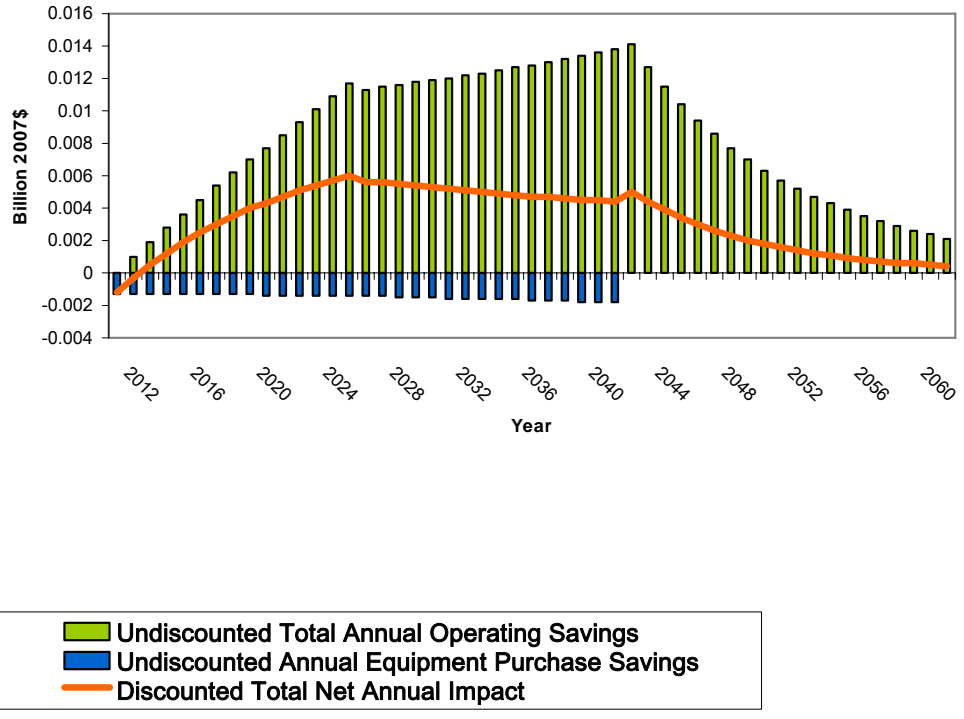


Figure 47 National Annual Costs and Savings for VCT.RC.L, TSL 1

Trial Standard Level
TSL 2
Efficiency Level
Level 4

**Net Savings**

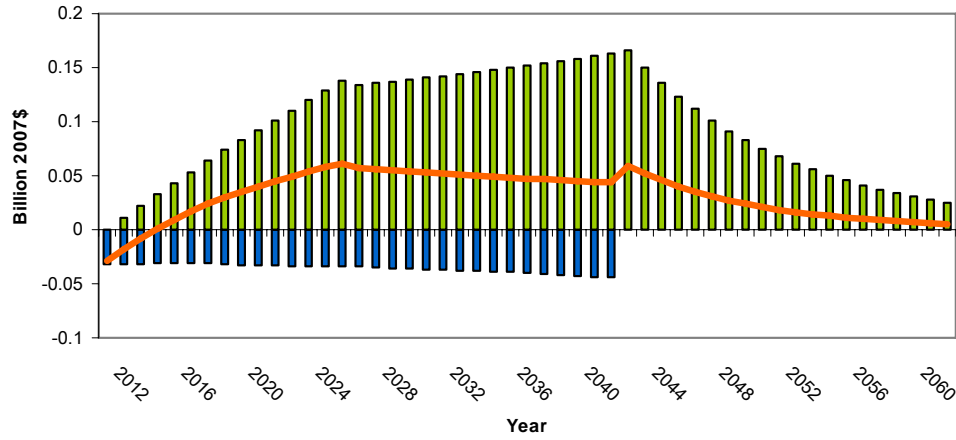


Figure 48 National Annual Costs and Savings for VCT.RC.L, TSL 2

Trial Standard Level
TSL 3
Efficiency Level
Level 6

**Net Savings**

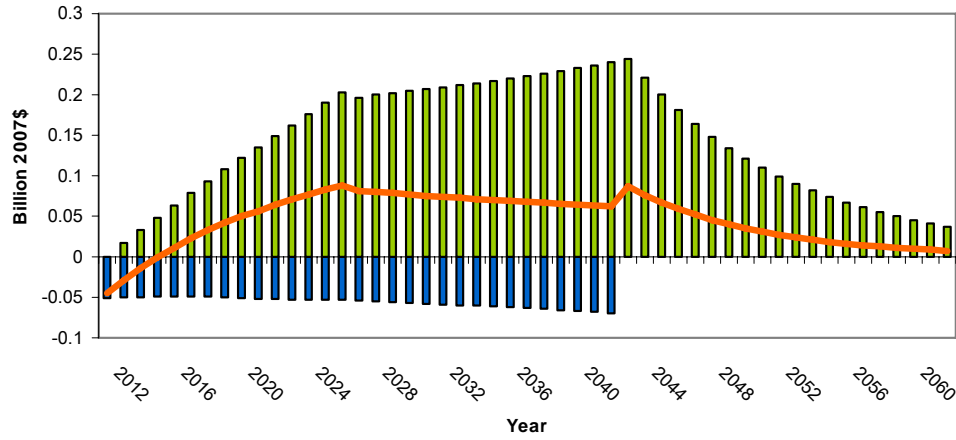
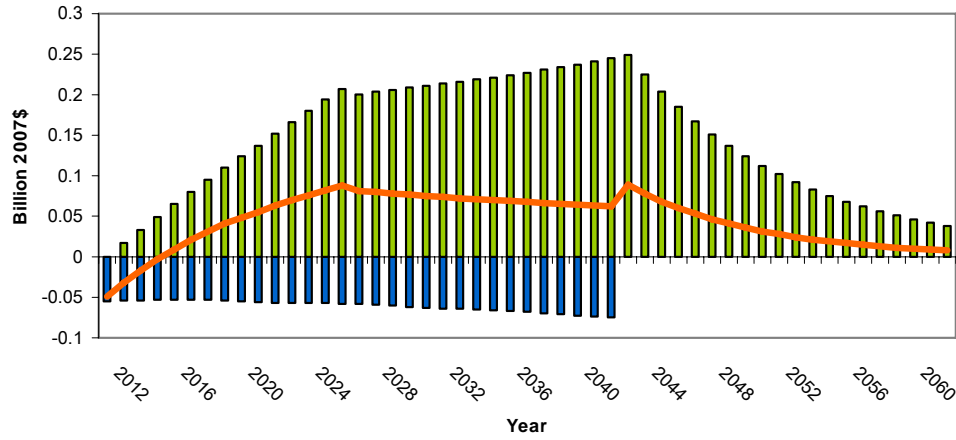


Figure 49 National Annual Costs and Savings for VCT.RC.L, TSL 3

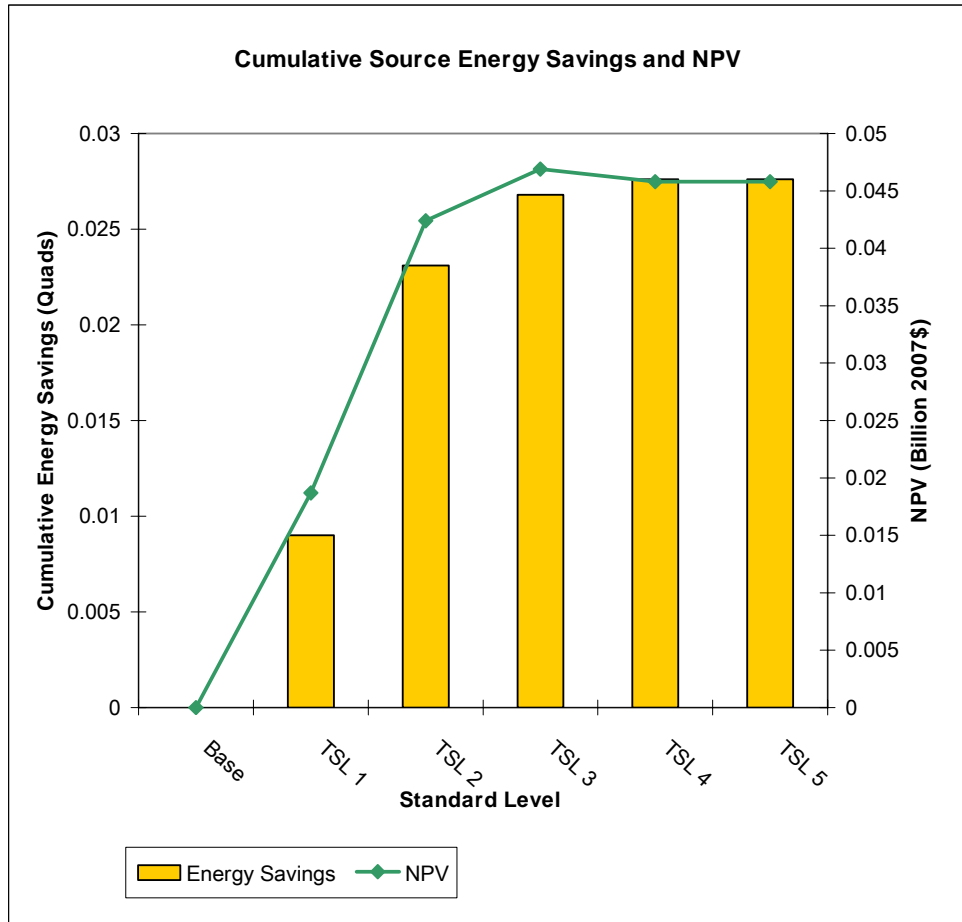
Trial Standard Level
TSL 4, 5
Efficiency Level
Level 7

**Net Savings**



**Figure 50 National Annual Costs and Savings for VCT.RC.L, TSL 4, 5**

**I.7 VERTICAL CLOSED TRANSPARENT.SELF CONTAINED.ICE CREAM (VCT.SC.I)**



**Figure 51 Cumulative NPV Results for VCT.SC.I Based on a Seven-Percent Discount Rate (Billion 2007\$)**

Trial Standard Level
TSL 1
Efficiency Level
Level 4

**Net Savings**

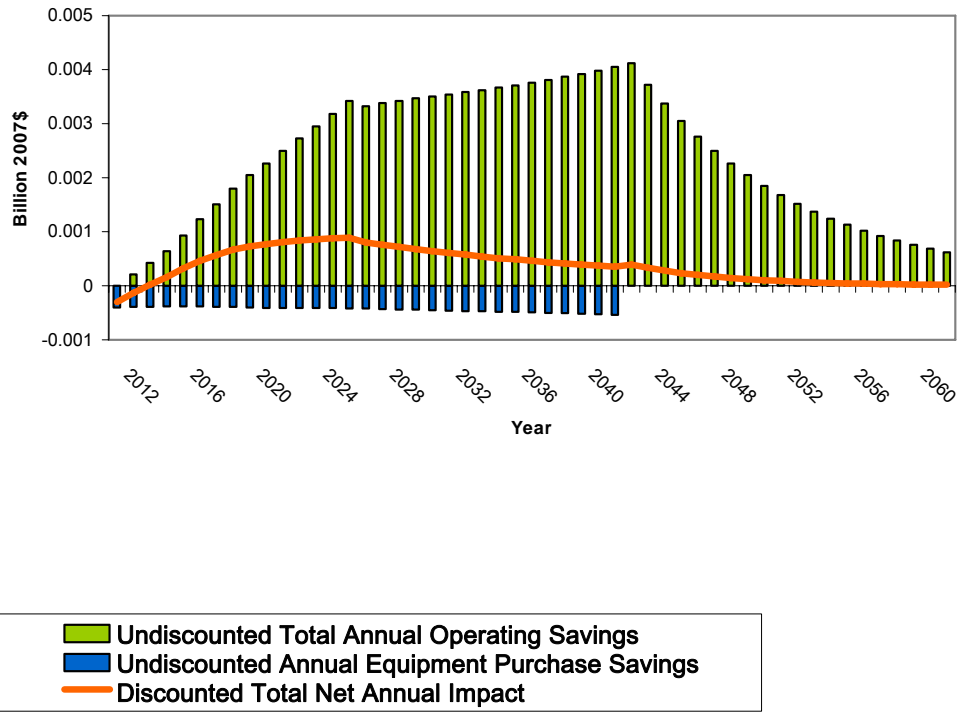


Figure 52 National Annual Costs and Savings for VCT.SC.I, TSL 1

Trial Standard Level
TSL 2
Efficiency Level
Level 5

**Net Savings**

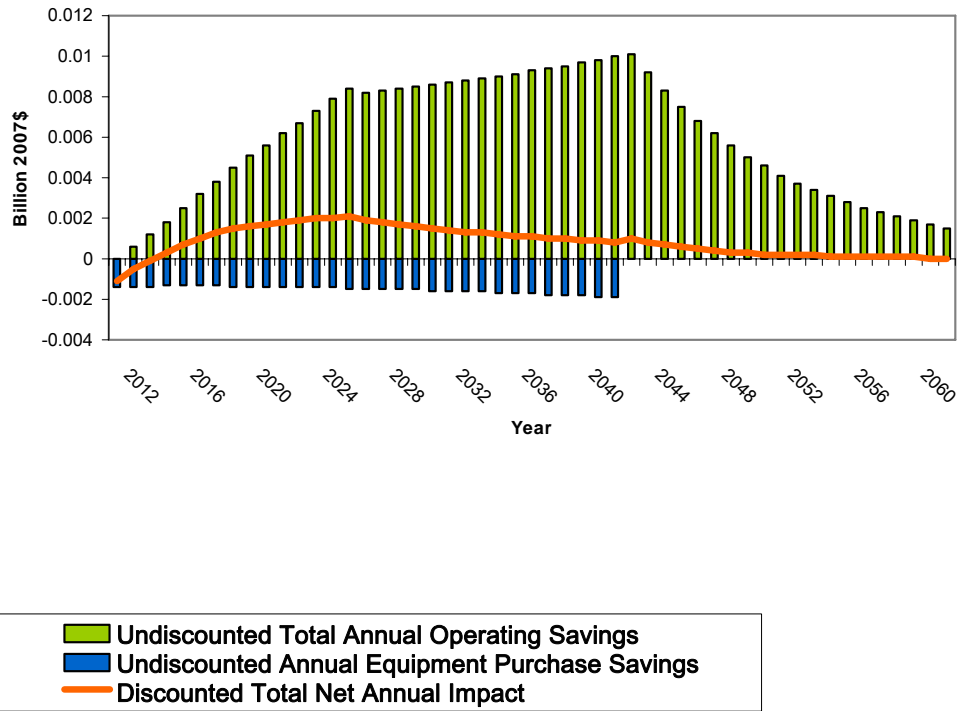


Figure 53 National Annual Costs and Savings for VCT.SC.I, TSL 2

Trial Standard Level
TSL 3
Efficiency Level
Level 7

**Net Savings**

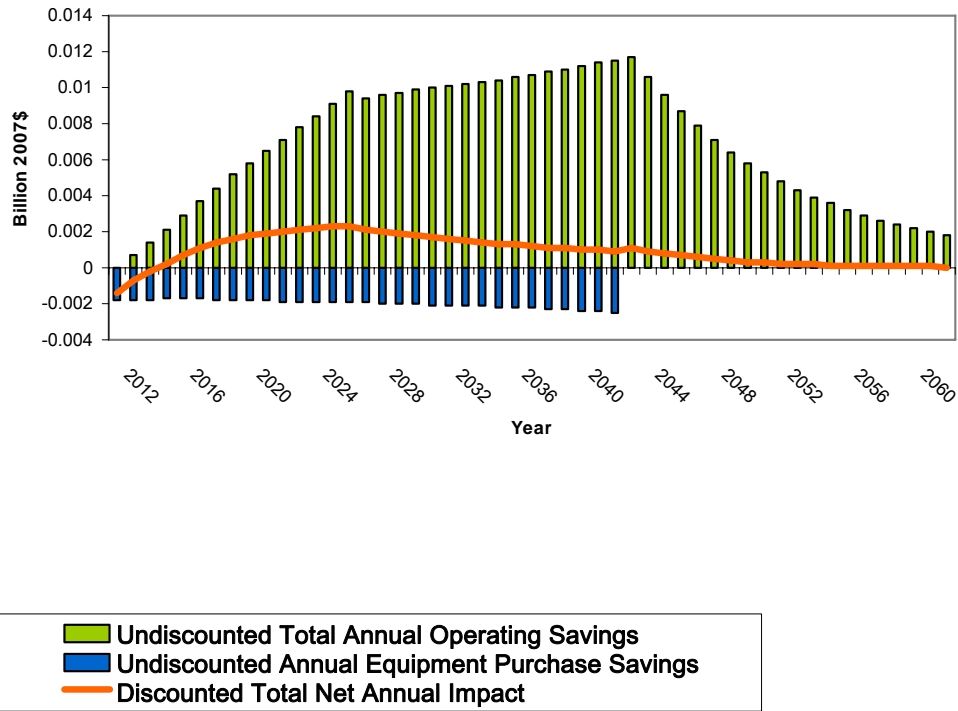


Figure 54 National Annual Costs and Savings for VCT.SC.I, TSL 3

Trial Standard Level
TSL 4, 5
Efficiency Level
Level 8

**Net Savings**

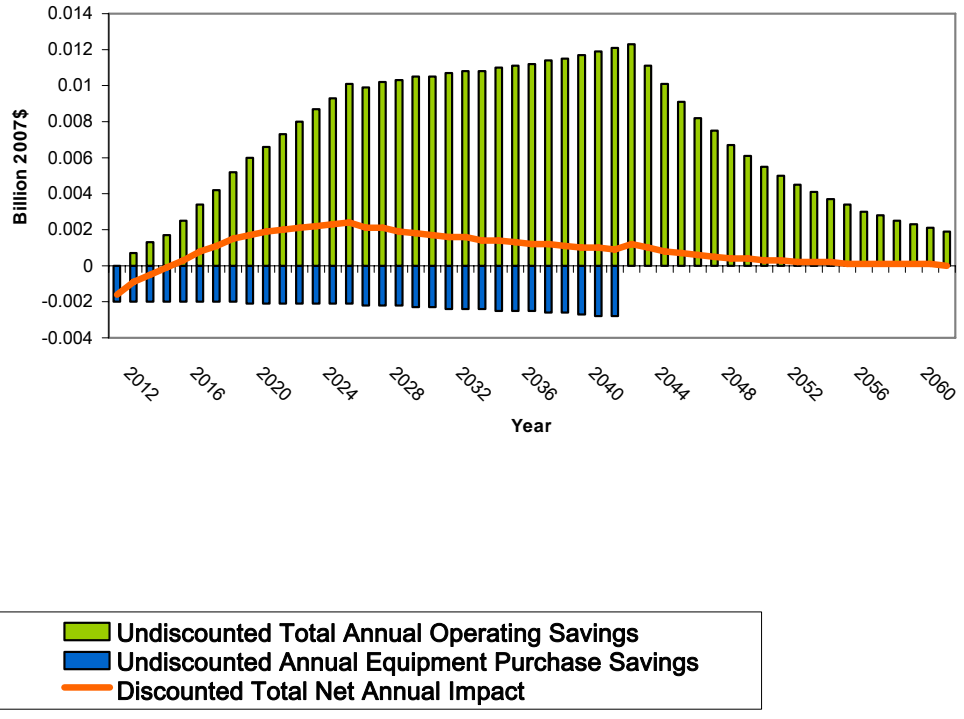
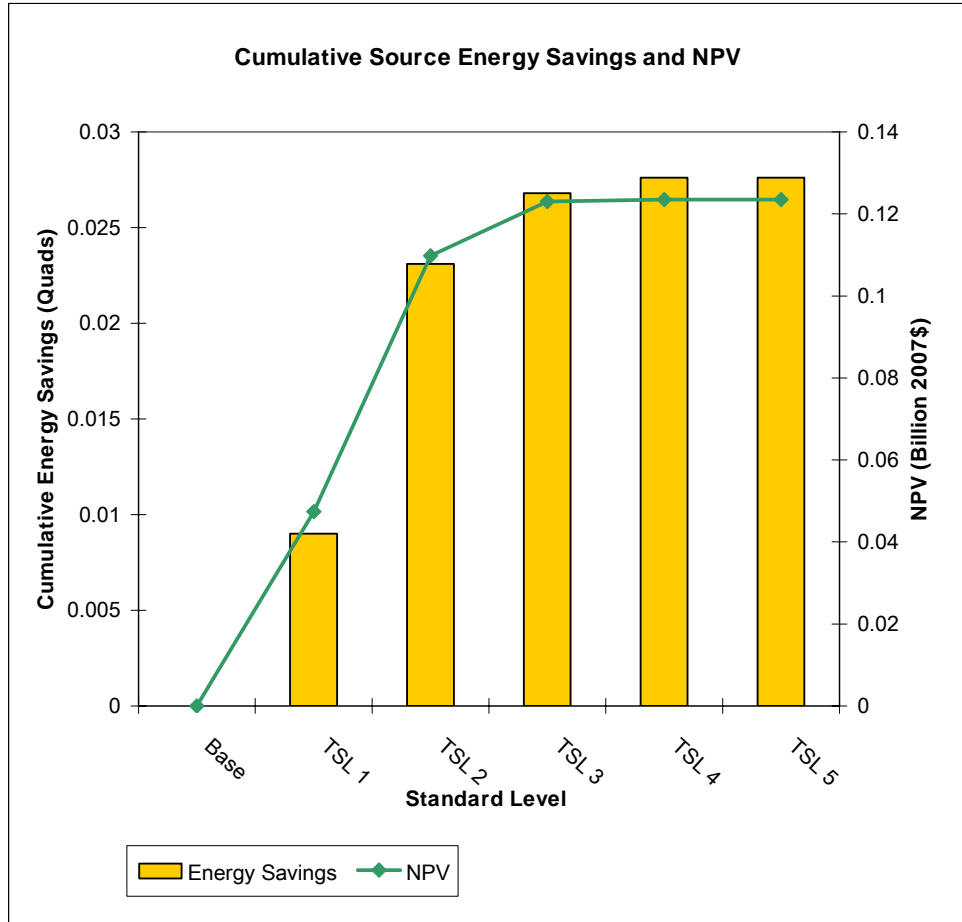


Figure 55 National Annual Costs and Savings for VCT.SC.I, TSL 4, 5



**Figure 56 Cumulative NPV Results for VCT.SC.I Based on a Three-Percent Discount Rate (Billion 2007\$)**

Trial Standard Level
TSL 1
Efficiency Level
Level 4

**Net Savings**

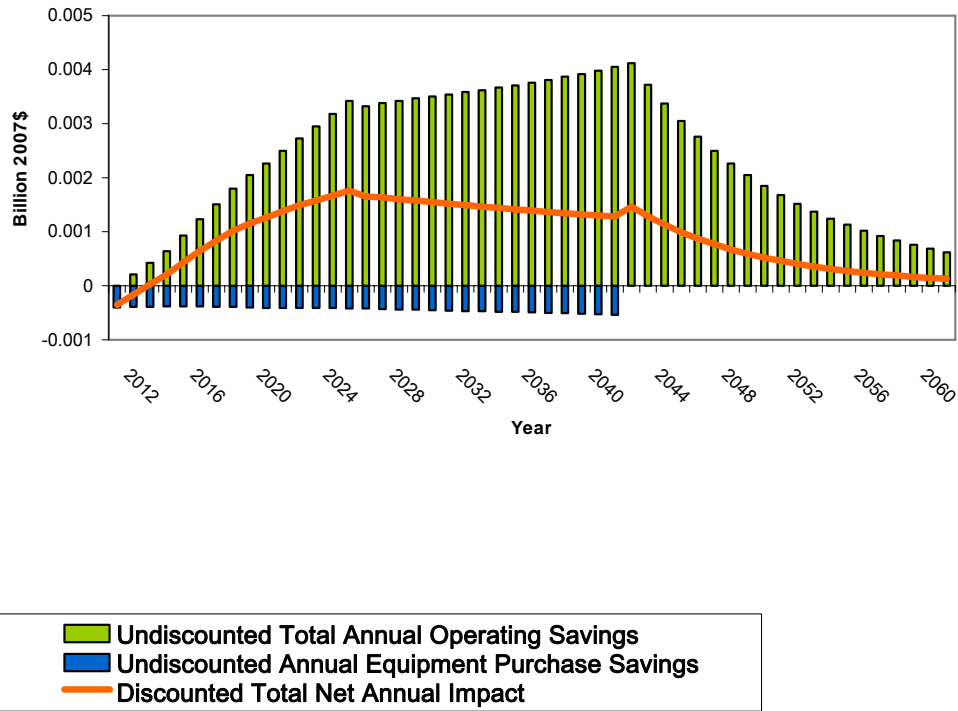


Figure 57 National Annual Costs and Savings for VCT.SC.I, TSL 1

Trial Standard Level
TSL 2
Efficiency Level
Level 5

**Net Savings**

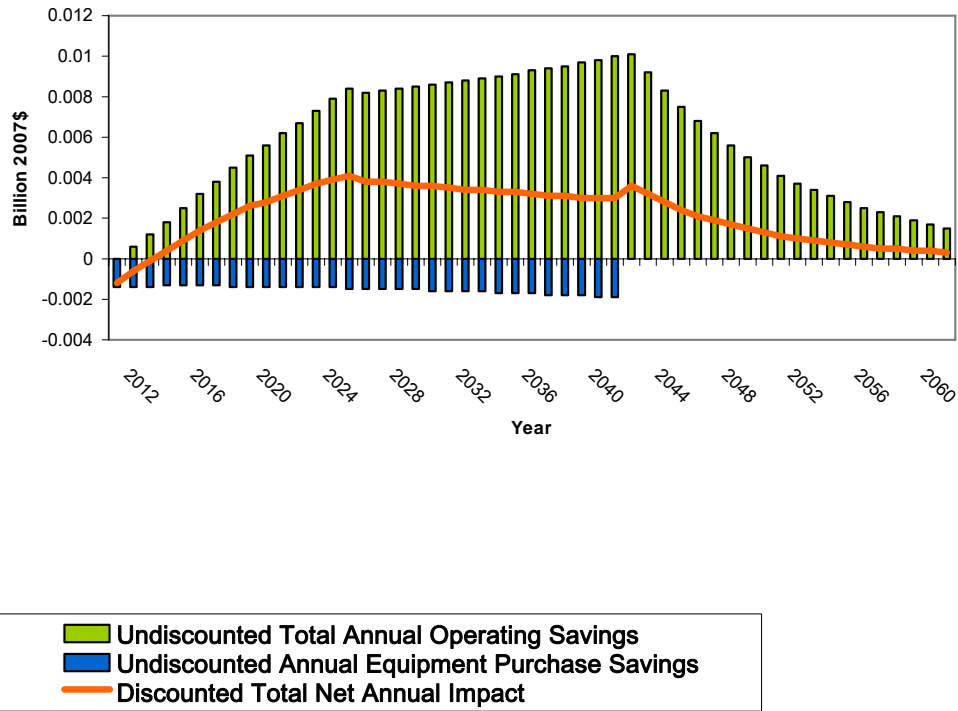
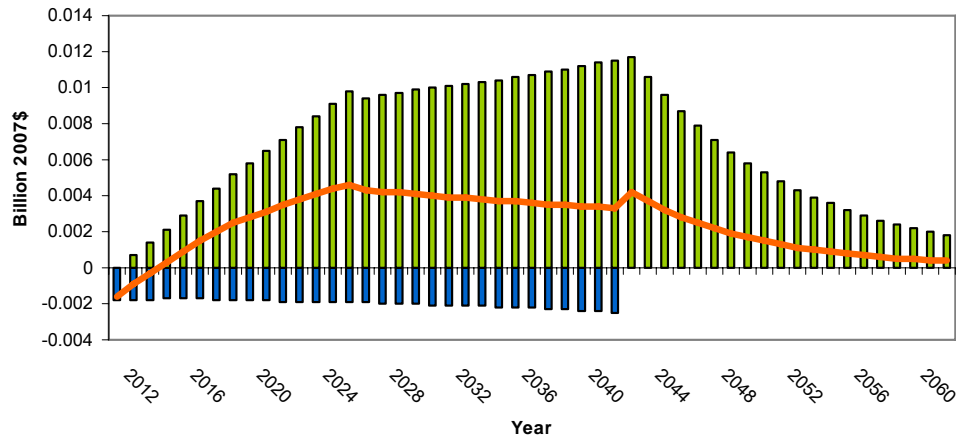


Figure 58 National Annual Costs and Savings for VCT.SC.I, TSL 2

Trial Standard Level
TSL 3
Efficiency Level
Level 7

**Net Savings**



**Figure 59 National Annual Costs and Savings for VCT.SC.I, TSL 3**

Trial Standard Level
TSL 4, 5
Efficiency Level
Level 8

**Net Savings**

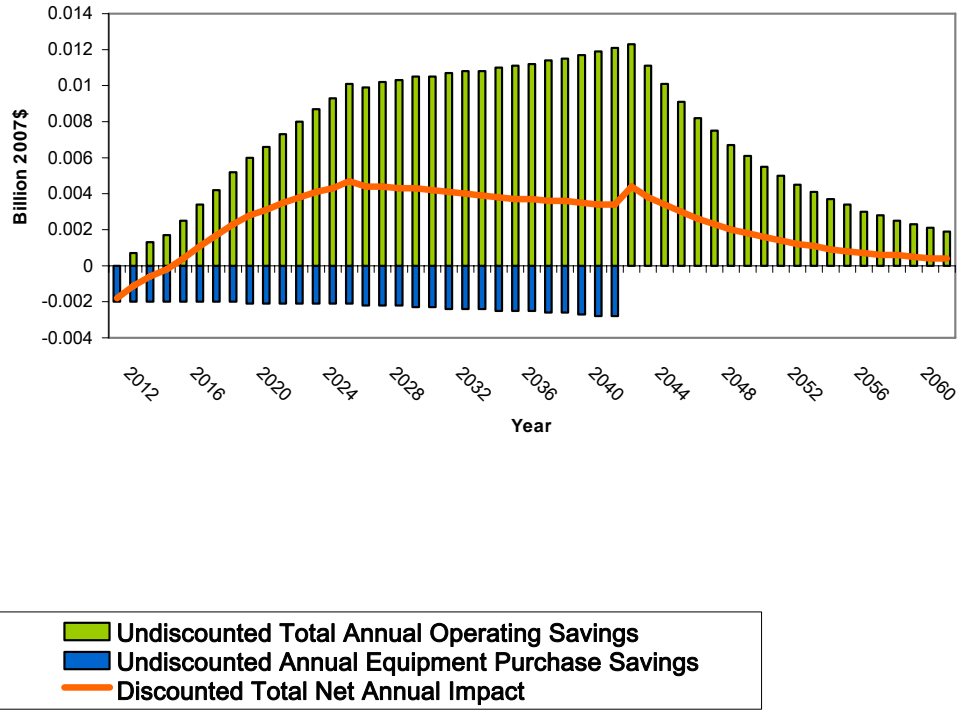
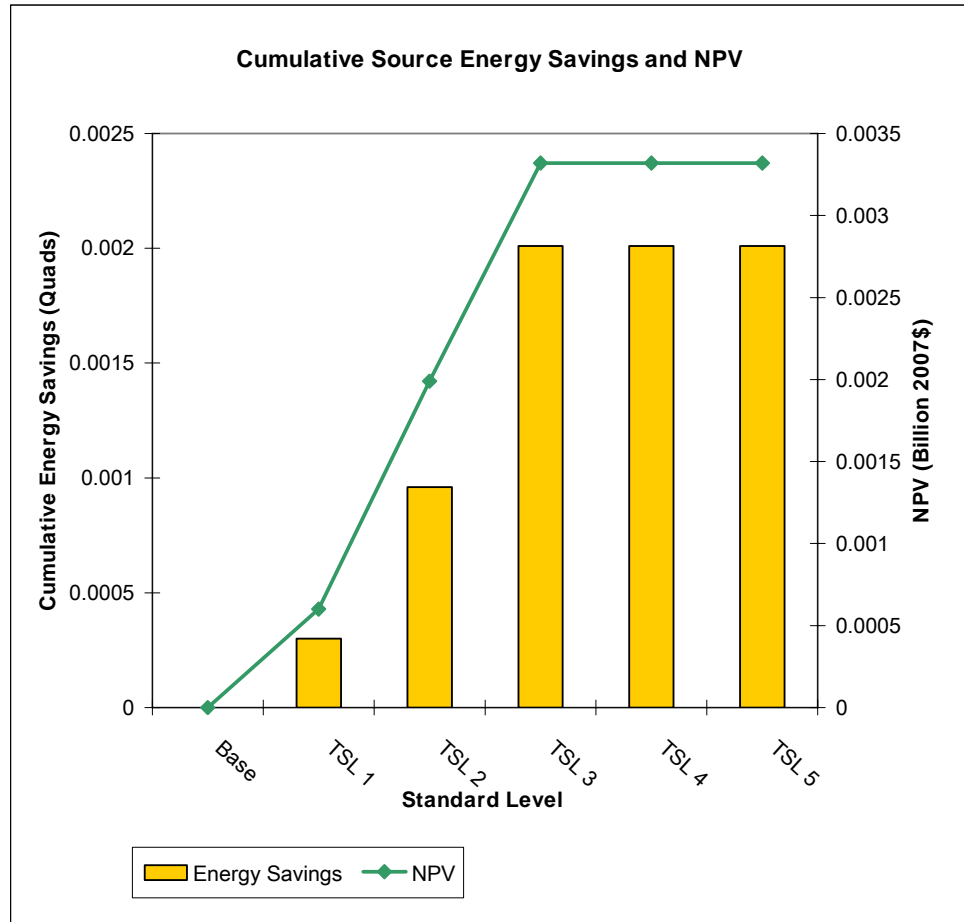


Figure 60 National Annual Costs and Savings for VCT.SC.I, TSL 4, 5

**I.8 VERTICAL CLOSED SOLID.SELF CONTAINED.ICE CREAM (VCS.SC.I)**



**Figure 61 Cumulative NPV Results for VCS.SC.I Based on a Seven-Percent Discount Rate (Billion 2007\$)**

Trial Standard Level
TSL 1
Efficiency Level
Level 3

**Net Savings**

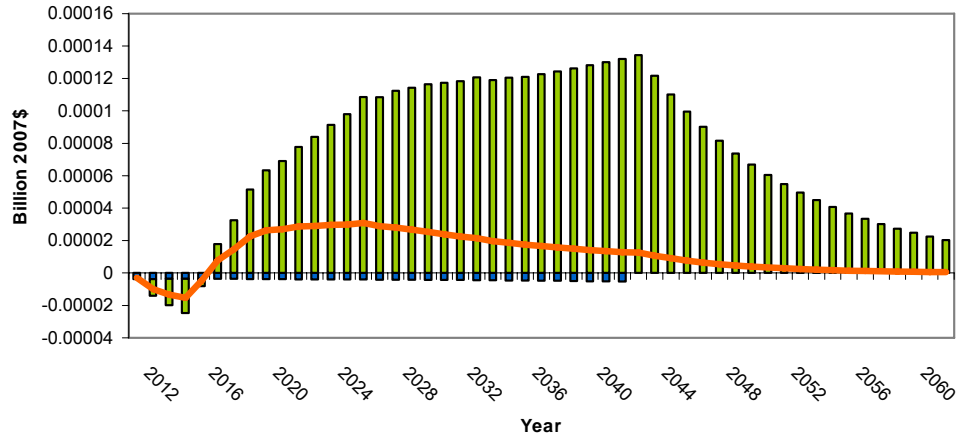


Figure 62 National Annual Costs and Savings for VCS.SC.I, TSL 1

Trial Standard Level
TSL 2
Efficiency Level
Level 5

**Net Savings**

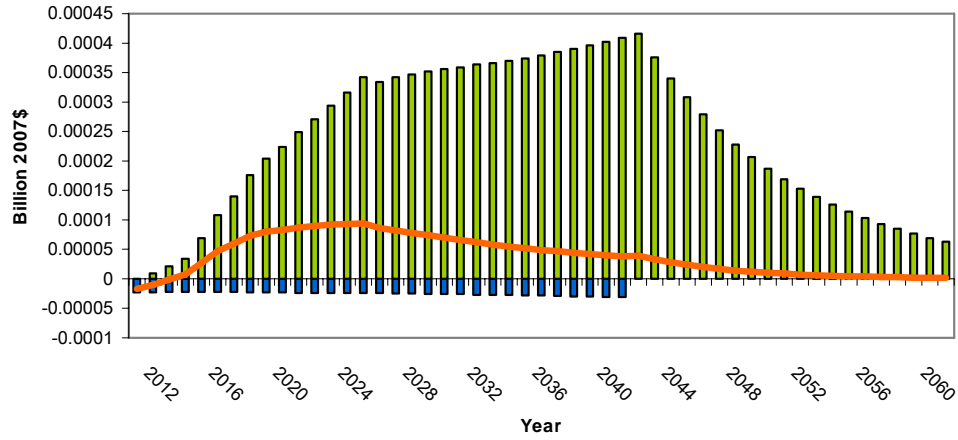


Figure 63 National Annual Costs and Savings for VCS.SC.I, TSL 2

Trial Standard Level
TSL 3, 4, 5
Efficiency Level
Level 8

**Net Savings**

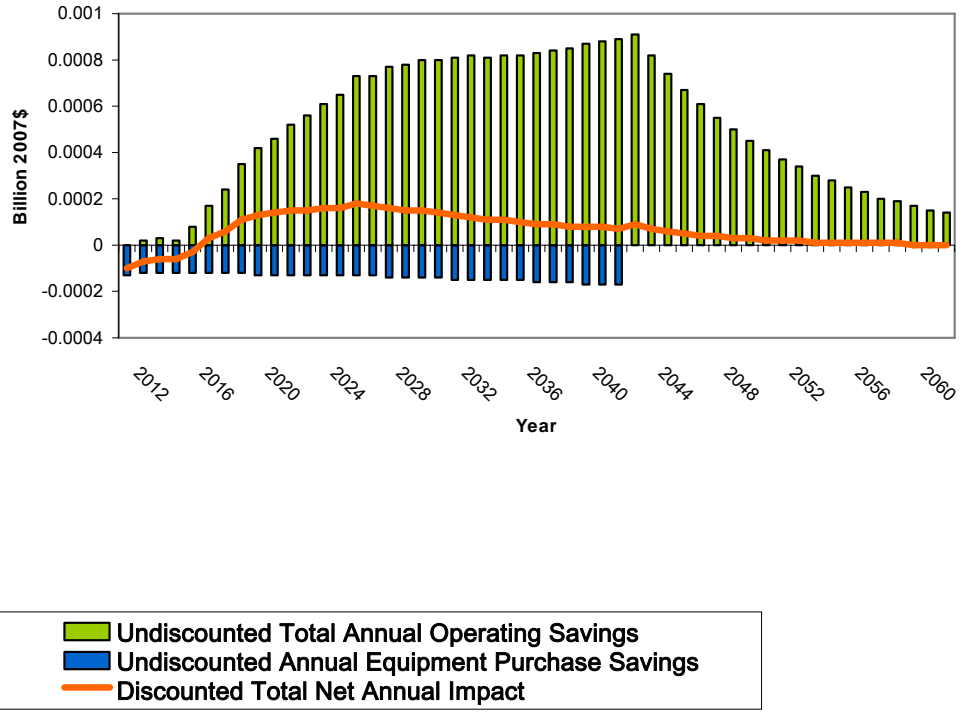
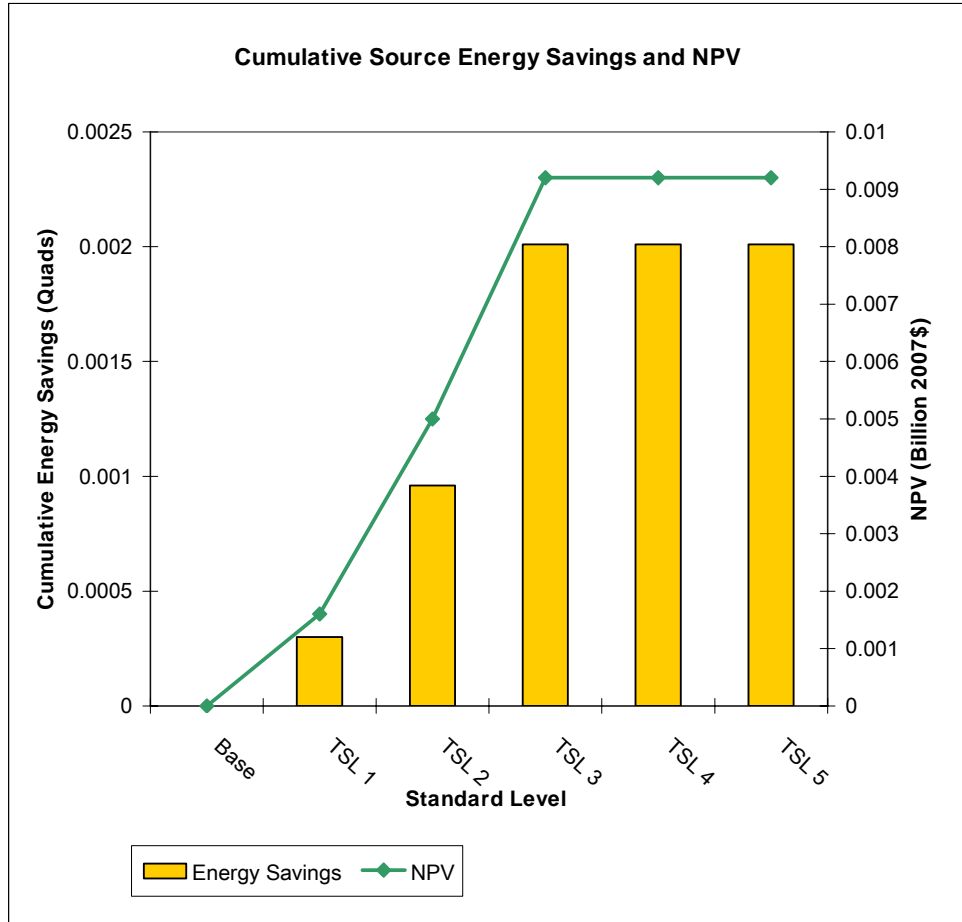


Figure 64 National Annual Costs and Savings for VCS.SC.I, TSL 3, 4, 5



**Figure 65 Cumulative NPV Results for VCS.SC.I Based on a Three-Percent Discount Rate (Billion 2007\$)**

Trial Standard Level
TSL 1
Efficiency Level
Level 3

**Net Savings**

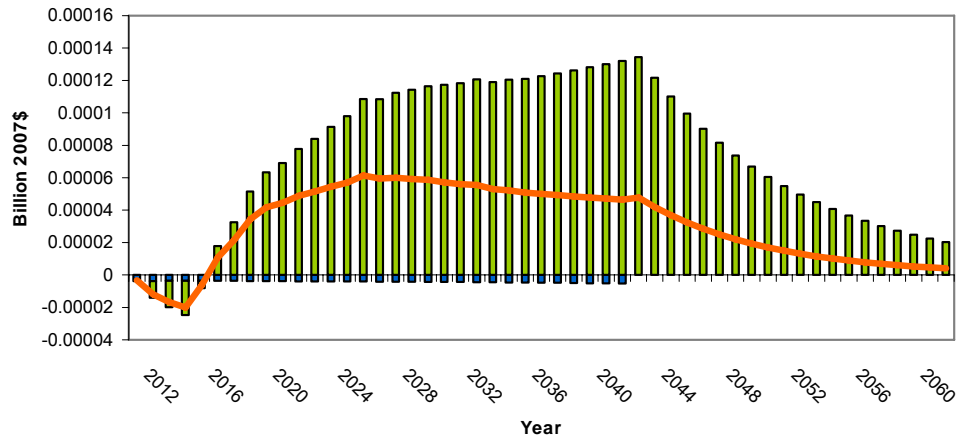


Figure 66 National Annual Costs and Savings for VCS.SC.I, TSL 1

Trial Standard Level
TSL 2
Efficiency Level
Level 5

**Net Savings**

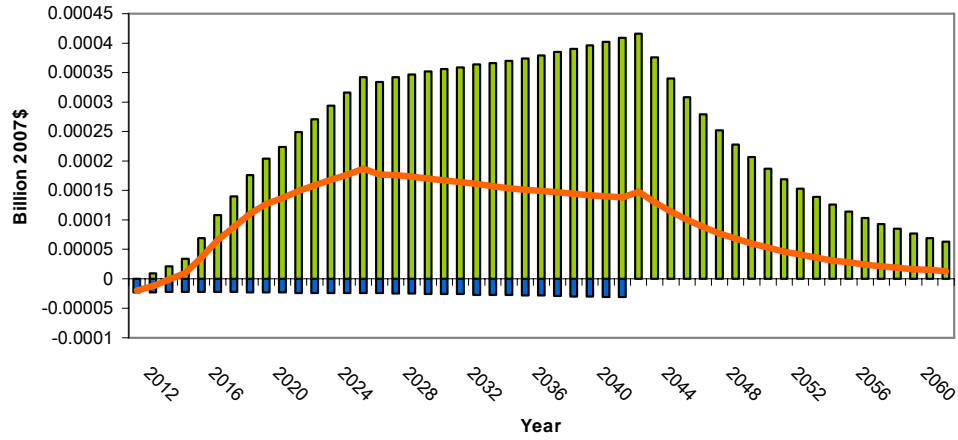


Figure 67 National Annual Costs and Savings for VCS.SC.I, TSL 2

Trial Standard Level
TSL 3, 4, 5
Efficiency Level
Level 8

**Net Savings**

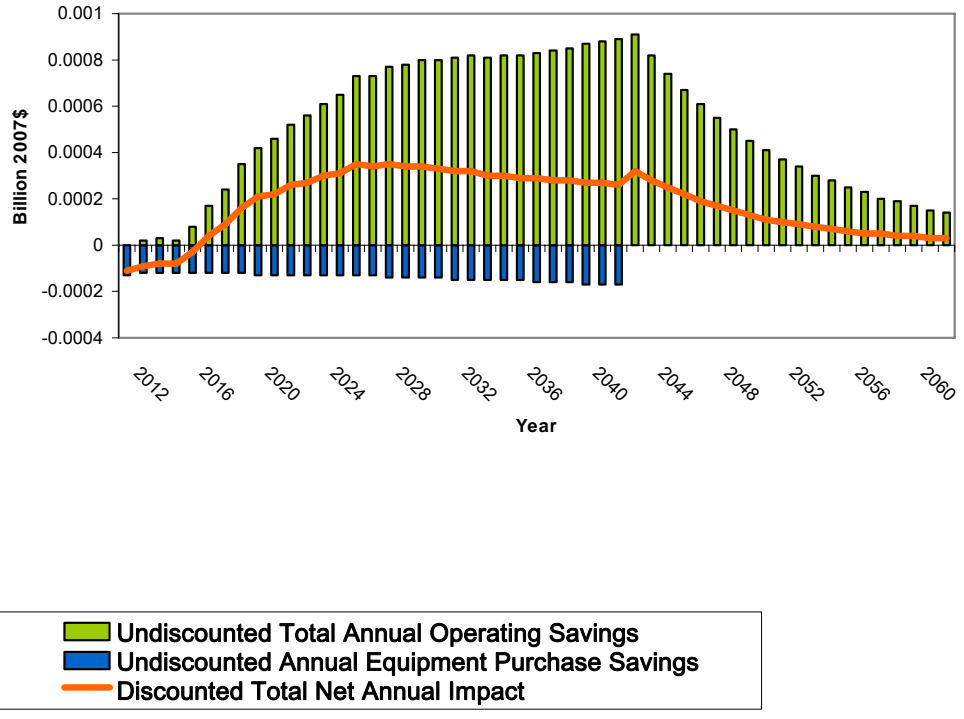
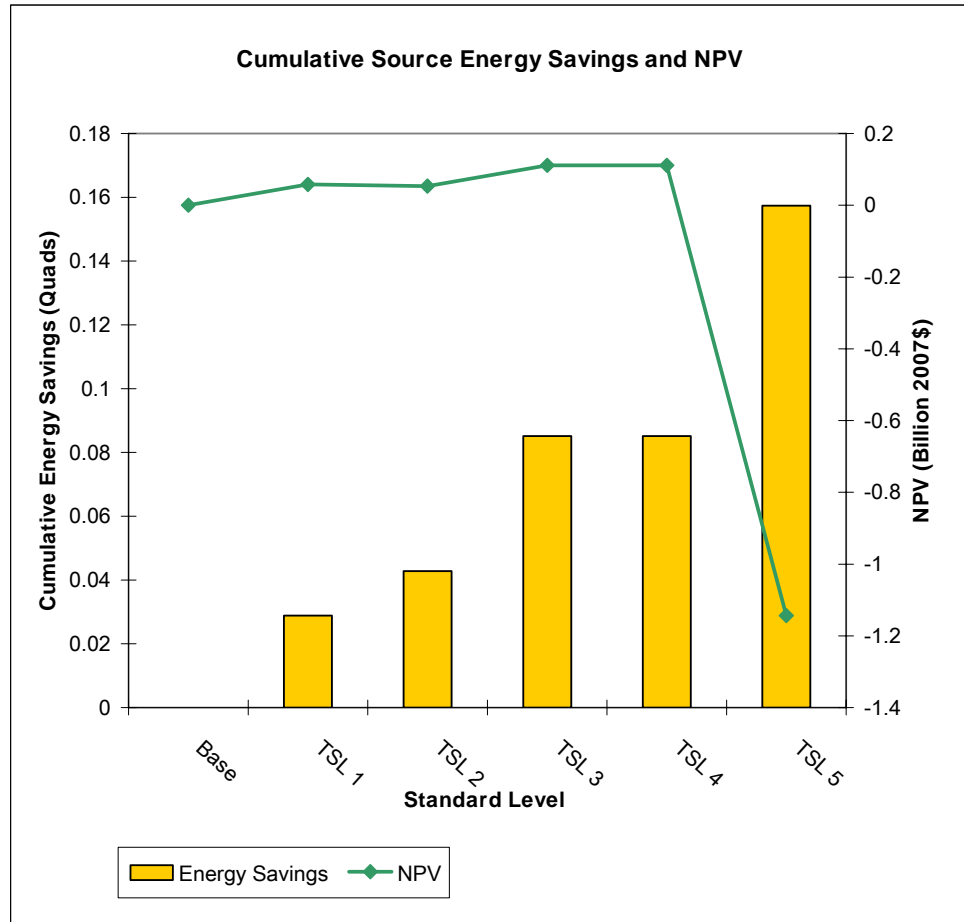


Figure 68 National Annual Costs and Savings for VCS.SC.I, TSL 3, 4, 5

**I.9 SEMI-VERTICAL OPEN.REMOTE CONDENSING.MEDIUM (SVO.RC.M)**



**Figure 69 Cumulative NPV Results for SVO.RC.M Based on a Seven-Percent Discount Rate (Billion 2007\$)**

Trial Standard Level
TSL 1
Efficiency Level
Level 3

**Net Savings**

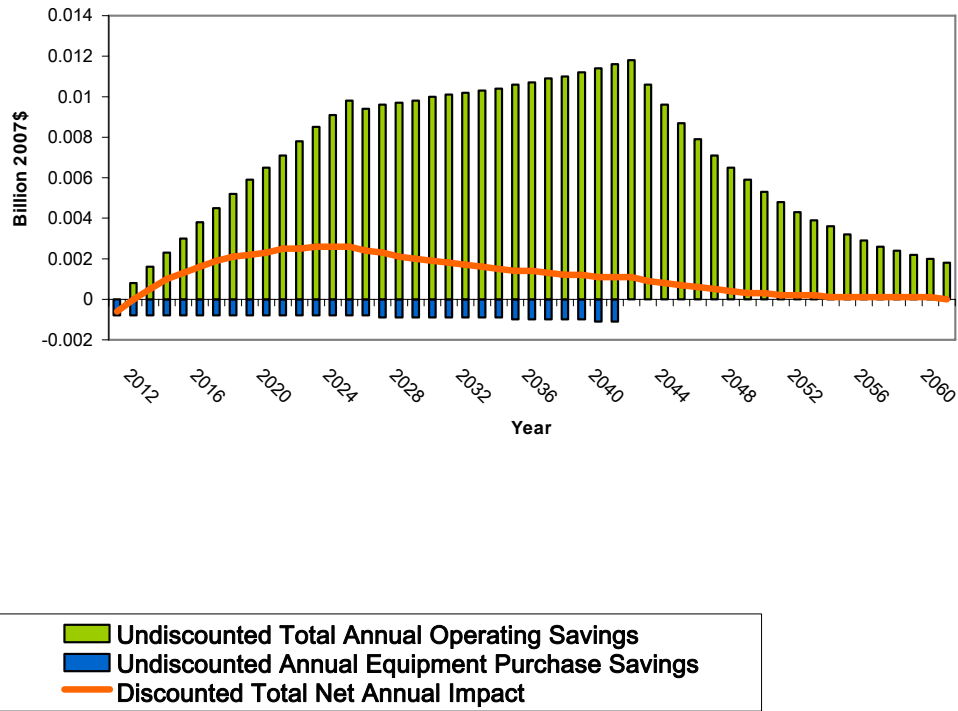


Figure 70 National Annual Costs and Savings for SVO.RC.M, TSL 1

Trial Standard Level
TSL 2
Efficiency Level
Level 4

**Net Savings**

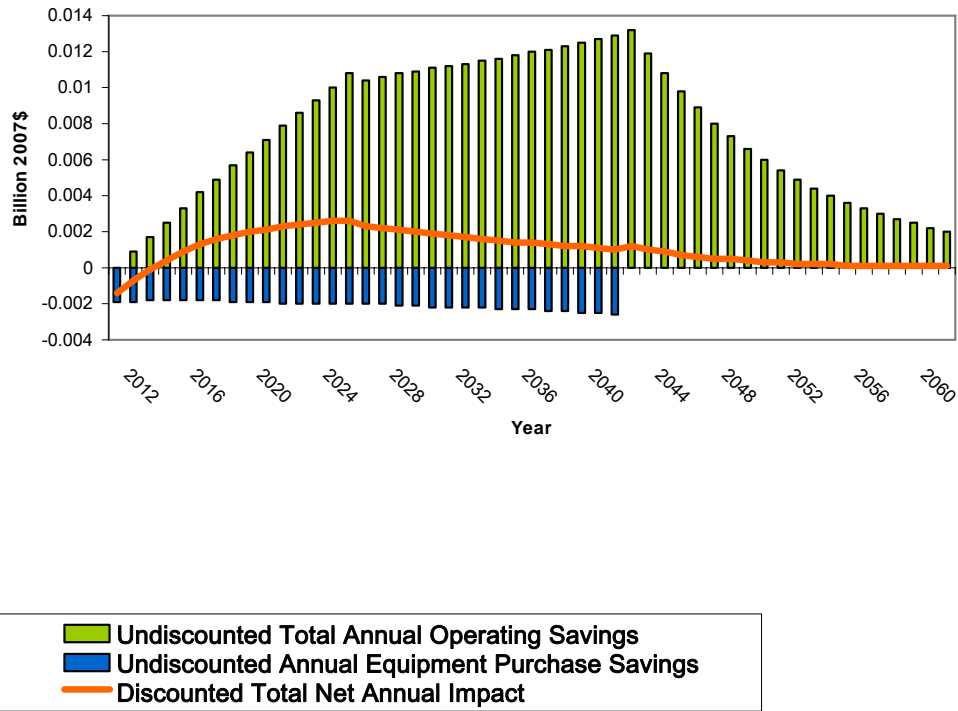
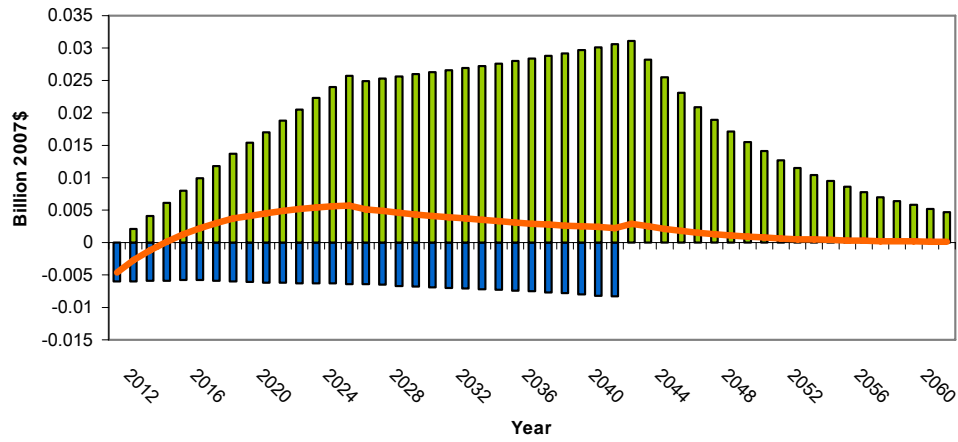


Figure 71 National Annual Costs and Savings for SVO.RC.M, TSL 2

Trial Standard Level
TSL 3, 4
Efficiency Level
Level 5

**Net Savings**



**Figure 72 National Annual Costs and Savings for SVO.RC.M, TSL 3, 4**

Trial Standard Level
TSL 5
Efficiency Level
Level 7

**Net Savings**

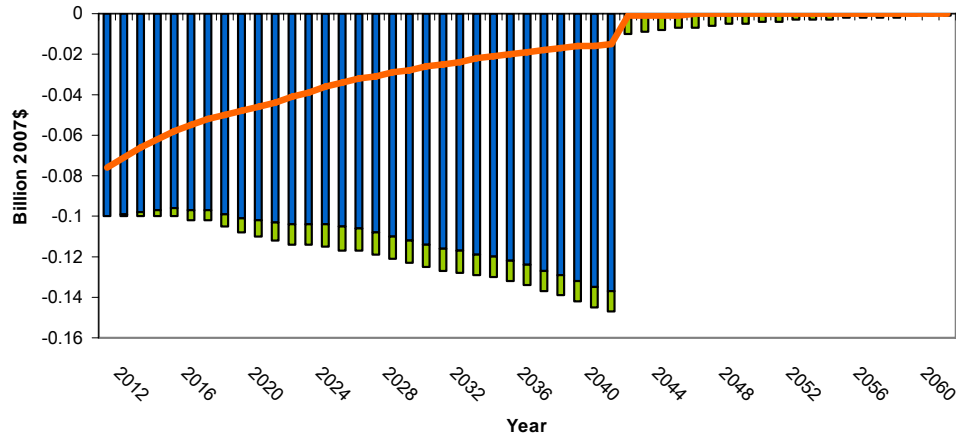


Figure 73 National Annual Costs and Savings for SVO.RC.M, TSL 5

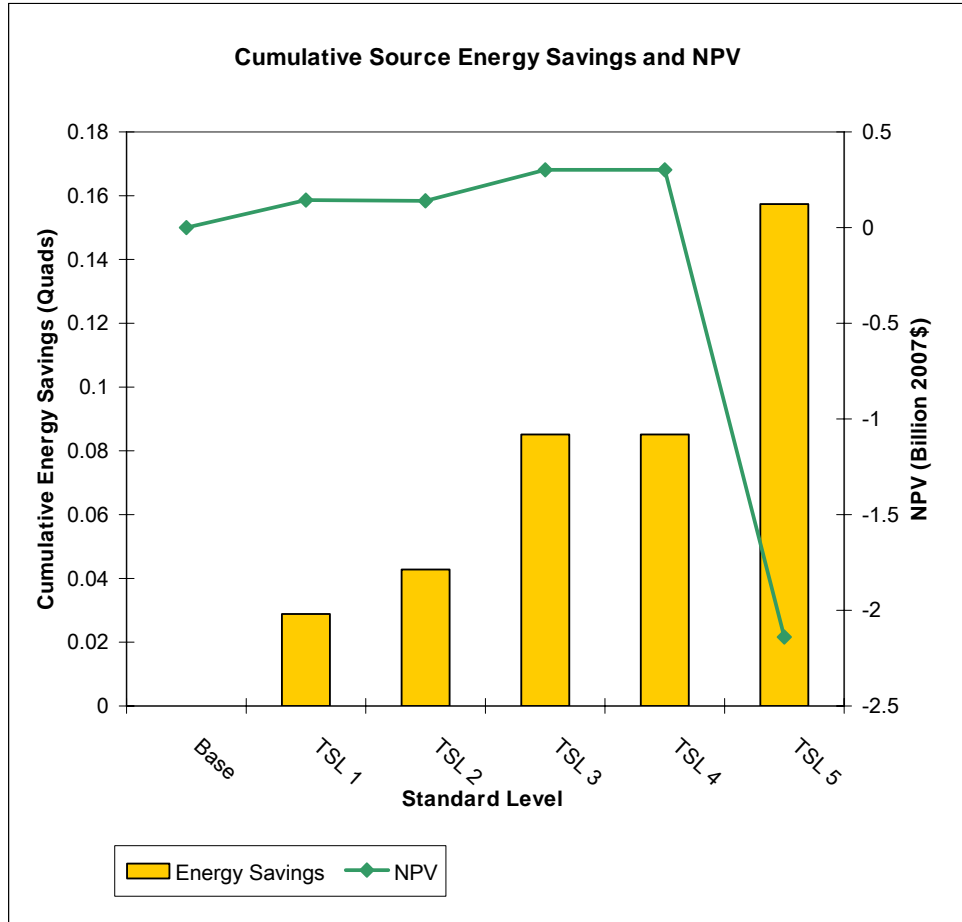


Figure 74 Cumulative NPV Results for SVO.RC.M Based on a Three-Percent Discount Rate (Billion 2007\$)

Trial Standard Level
TSL 1
Efficiency Level
Level 3

**Net Savings**

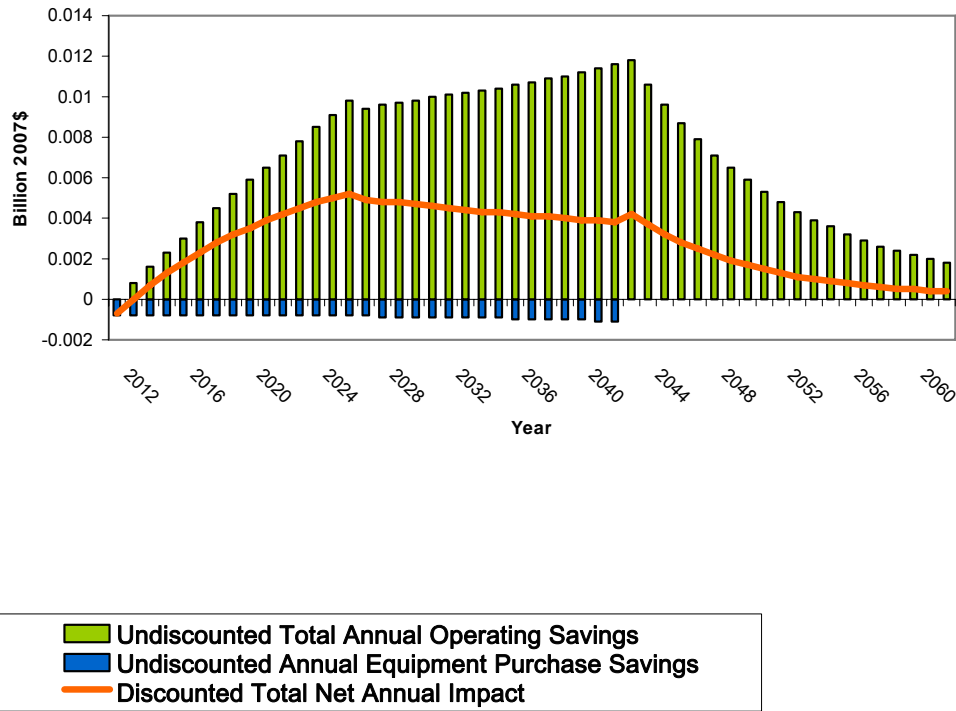


Figure 75 National Annual Costs and Savings for SVO.RC.M, TSL 1

Trial Standard Level
TSL 2
Efficiency Level
Level 4

**Net Savings**

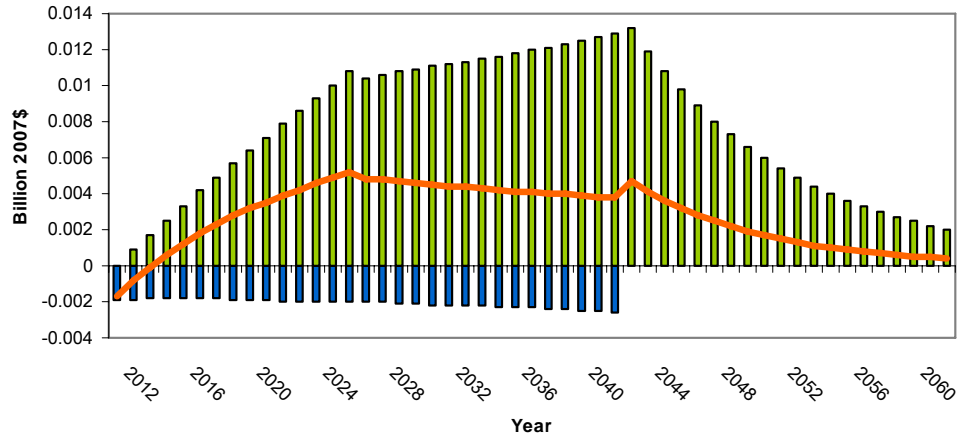


Figure 76 National Annual Costs and Savings for SVO.RC.M, TSL 2

Trial Standard Level
TSL 3, 4
Efficiency Level
Level 5

**Net Savings**

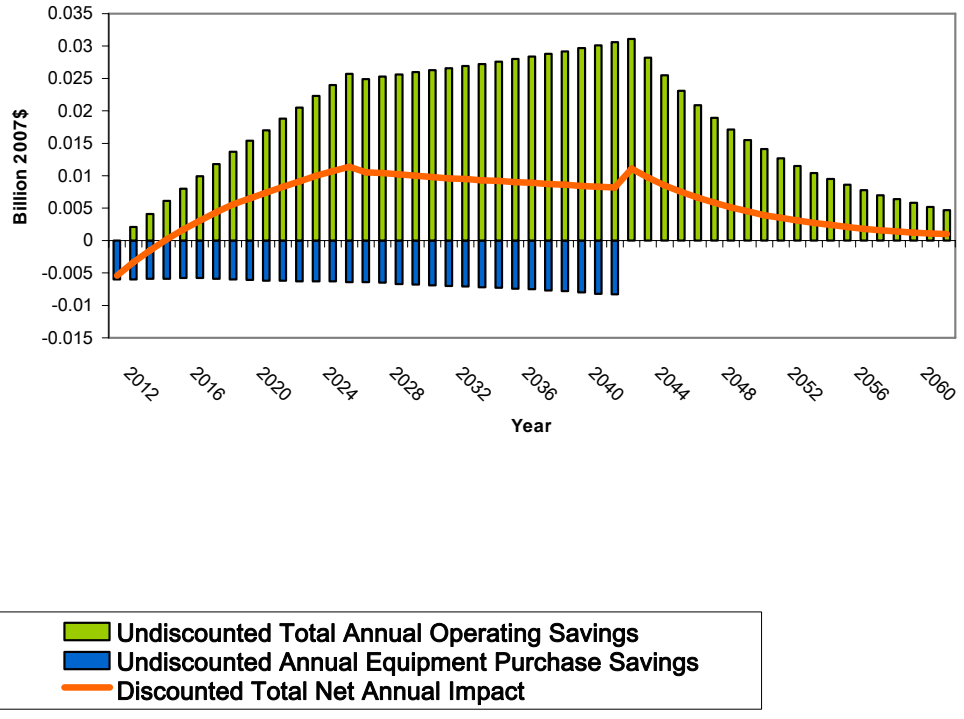


Figure 77 National Annual Costs and Savings for SVO.RC.M, TSL 3, 4

Trial Standard Level
TSL 5
Efficiency Level
Level 7

**Net Savings**

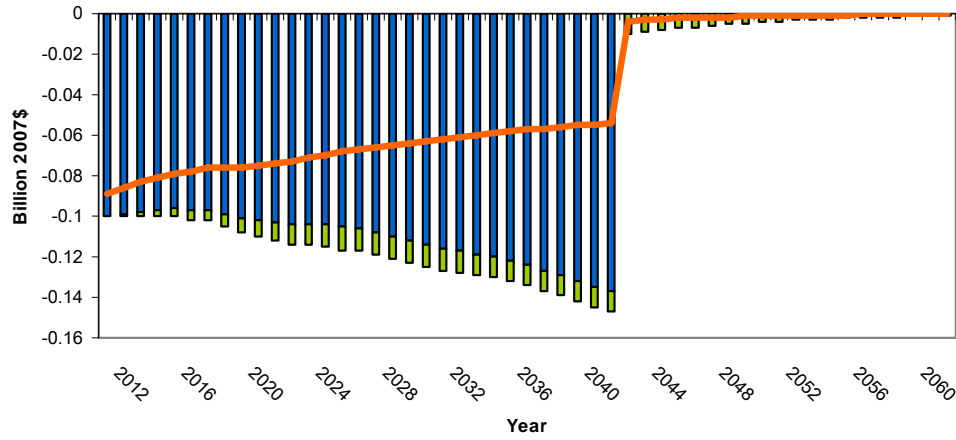
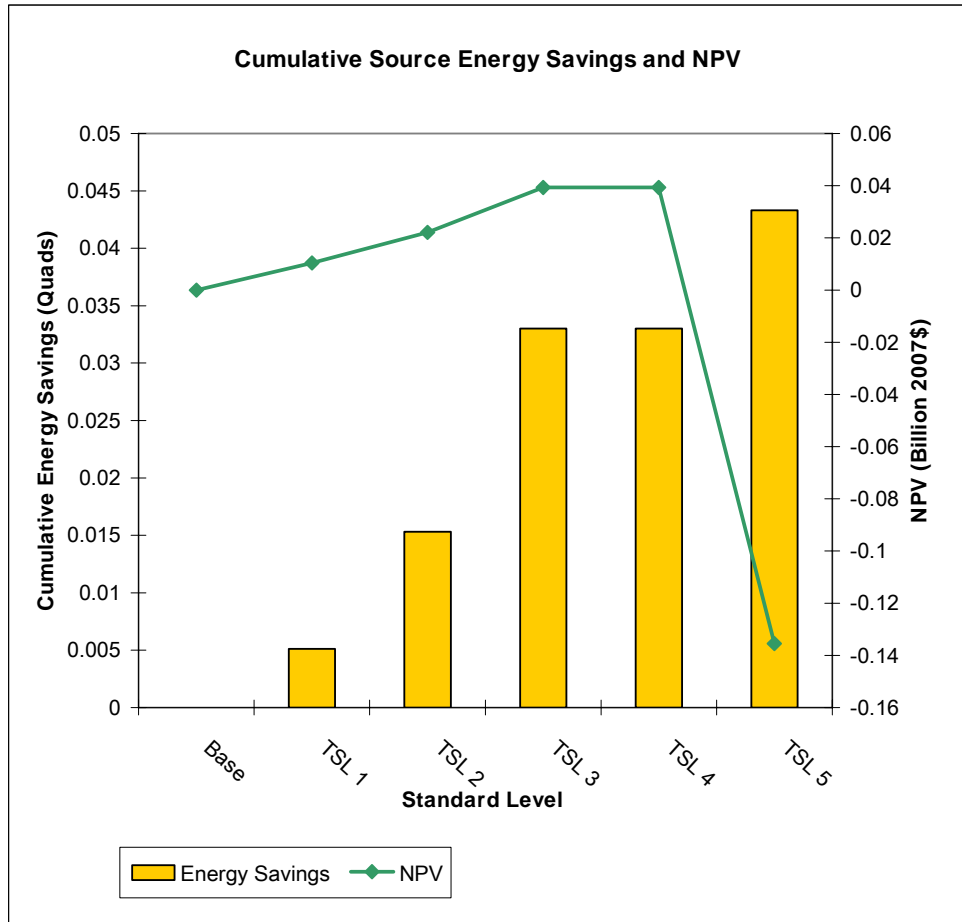


Figure 78 National Annual Costs and Savings for SVO.RC.M, TSL 5

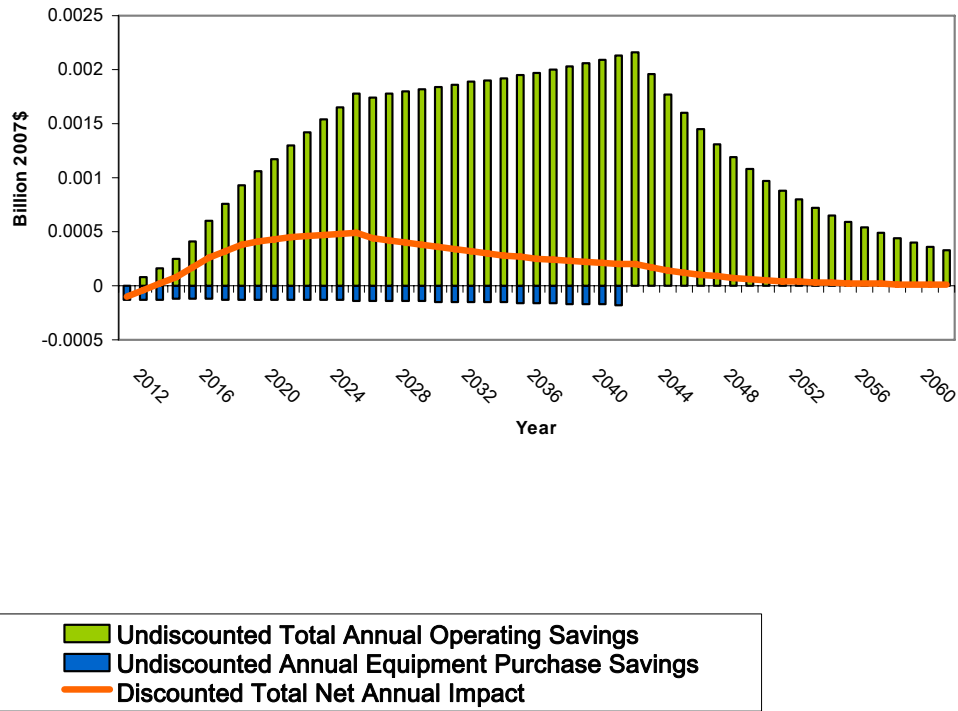
**I.10 SEMI-VERTICAL OPEN.SELF CONTAINED.MEDIUM (SVO.SC.M)**



**Figure 79 Cumulative NPV Results for SVO.SC.M Based on a Seven-Percent Discount Rate (Billion 2007\$)**

Trial Standard Level
TSL 1
Efficiency Level
Level 3

**Net Savings**



**Figure 80 National Annual Costs and Savings for SVO.SC.M, TSL 1**

Trial Standard Level
TSL 2
Efficiency Level
Level 5

**Net Savings**

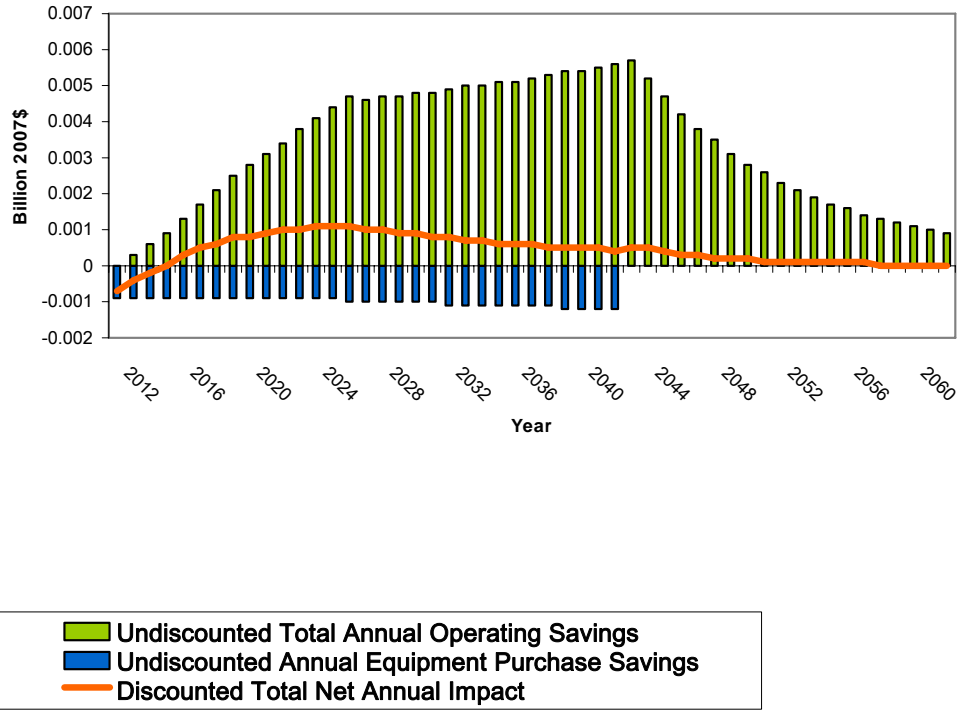


Figure 81 National Annual Costs and Savings for SVO.SC.M, TSL 2

Trial Standard Level
TSL 3, 4
Efficiency Level
Level 6

**Net Savings**

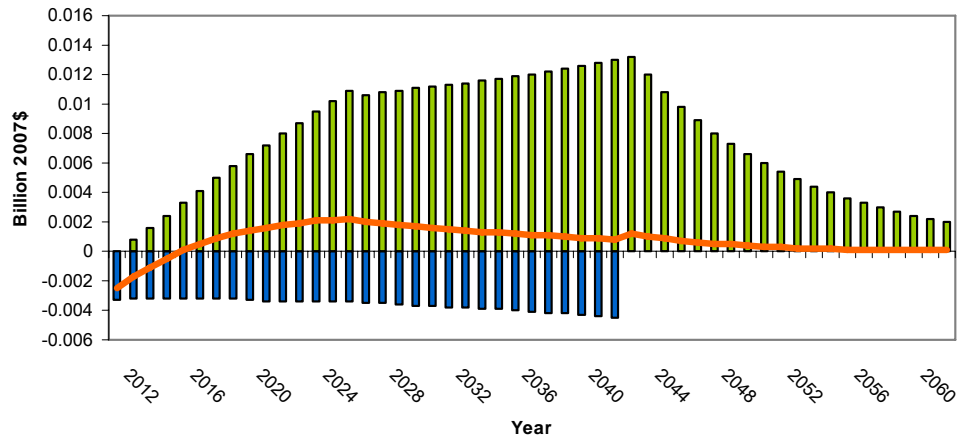


Figure 82 National Annual Costs and Savings for SVO.SC.M, TSL 3, 4

Trial Standard Level
TSL 5
Efficiency Level
Level 8

**Net Savings**

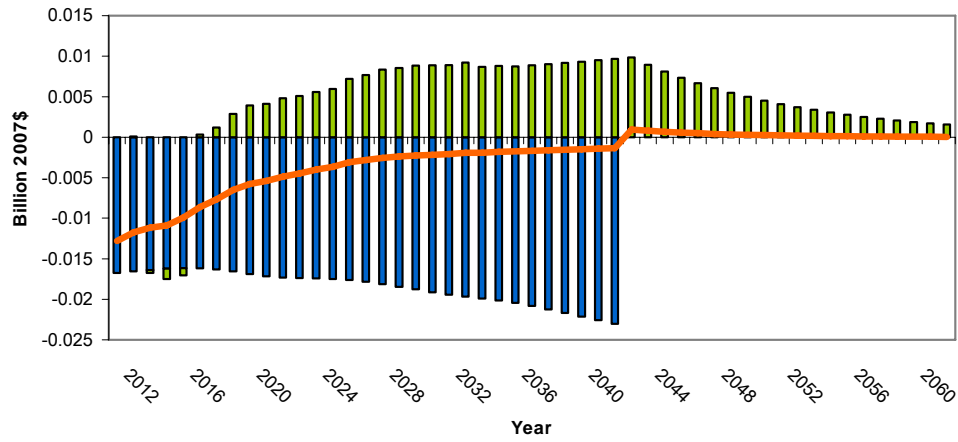
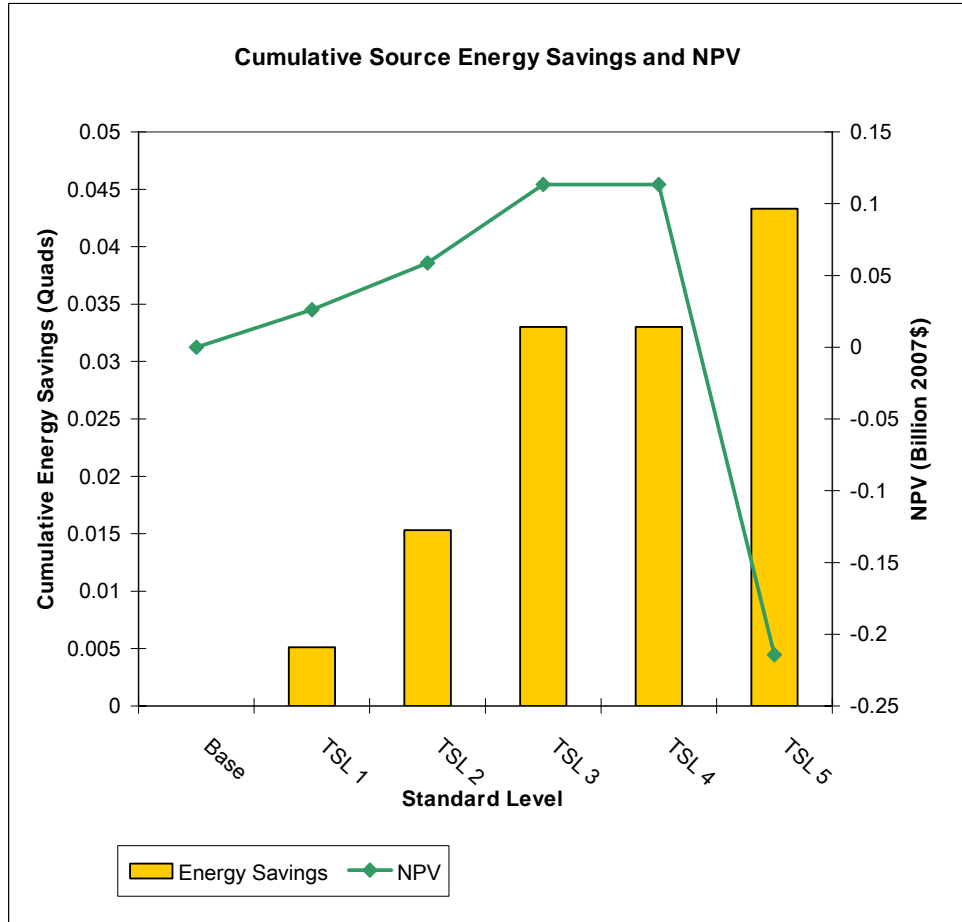


Figure 83 National Annual Costs and Savings for SVO.SC.M, TSL 5



**Figure 84 Cumulative NPV Results for SVO.SC.M Based on a Three-Percent Discount Rate (Billion 2007\$)**

Trial Standard Level
TSL 1
Efficiency Level
Level 3

**Net Savings**

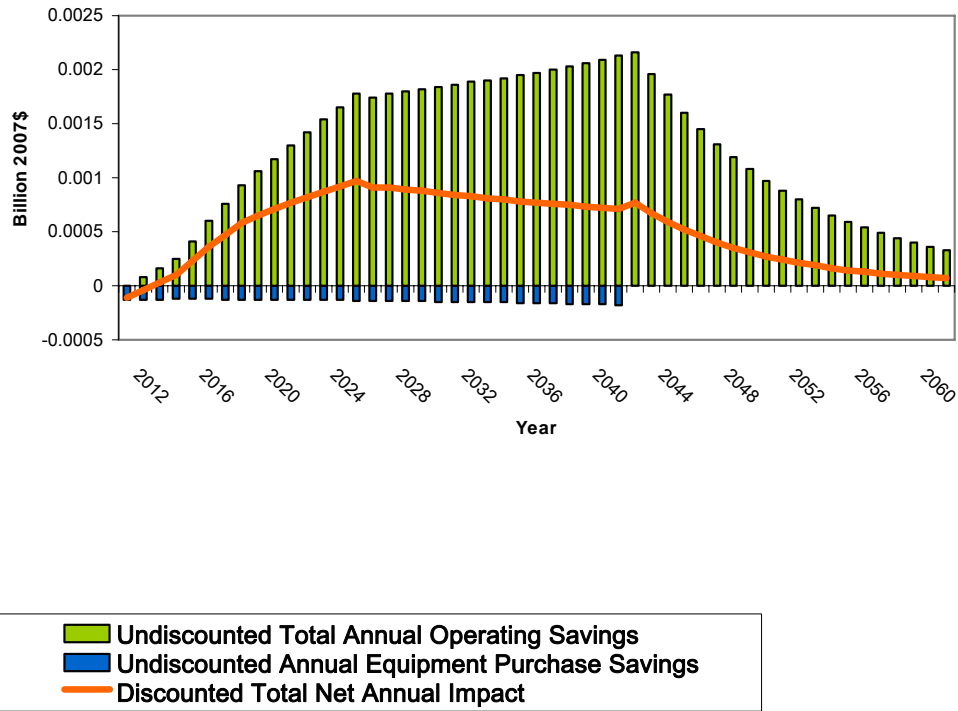


Figure 85 National Annual Costs and Savings for SVO.SC.M, TSL 1

Trial Standard Level
TSL 2
Efficiency Level
Level 5

**Net Savings**

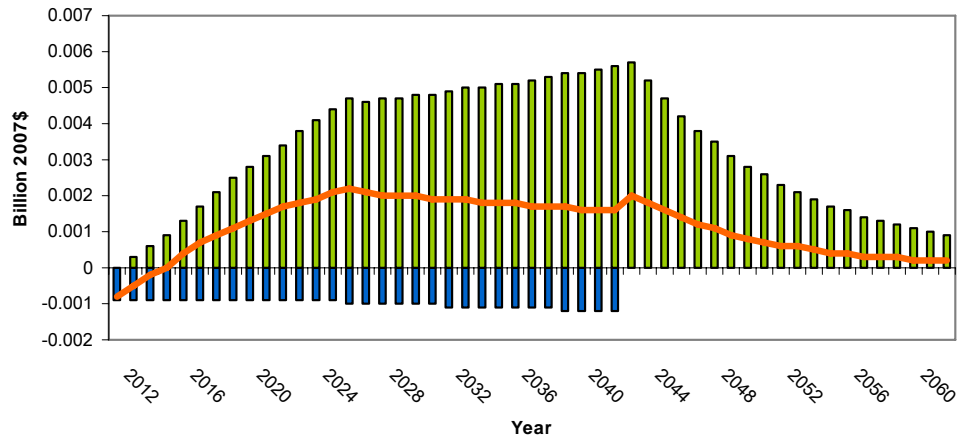


Figure 86 National Annual Costs and Savings for SVO.SC.M, TSL 2

Trial Standard Level
TSL 3, 4
Efficiency Level
Level 6

**Net Savings**

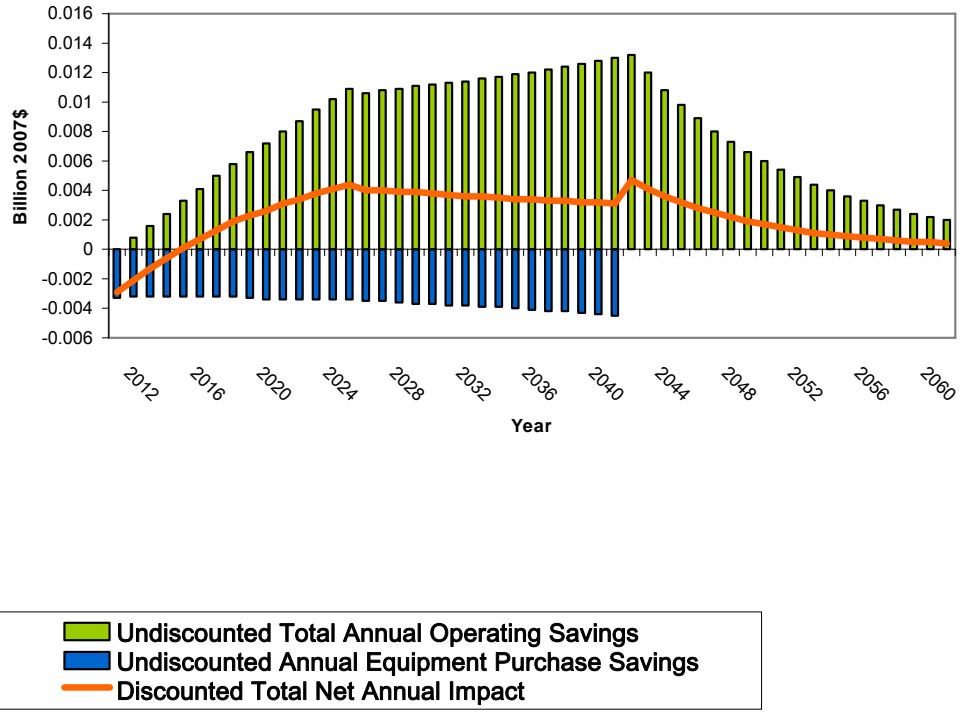


Figure 87 National Annual Costs and Savings for SVO.SC.M, TSL 3, 4

Trial Standard Level
TSL 5
Efficiency Level
Level 8

**Net Savings**

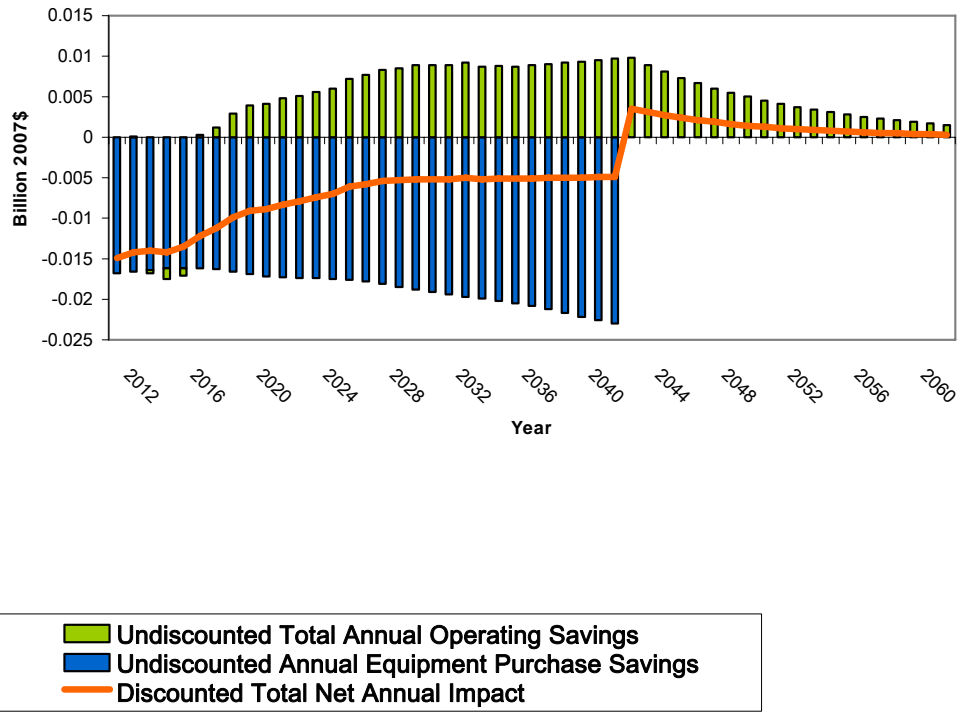
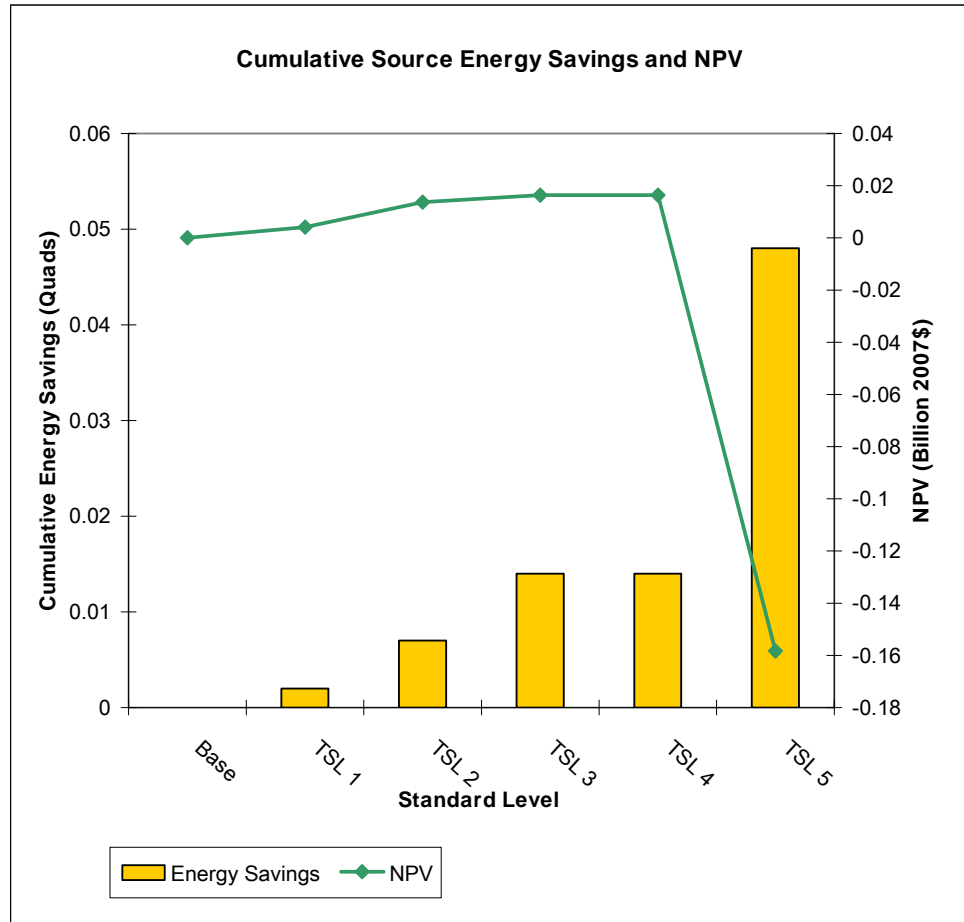


Figure 88 National Annual Costs and Savings for SVO.SC.M, TSL 5

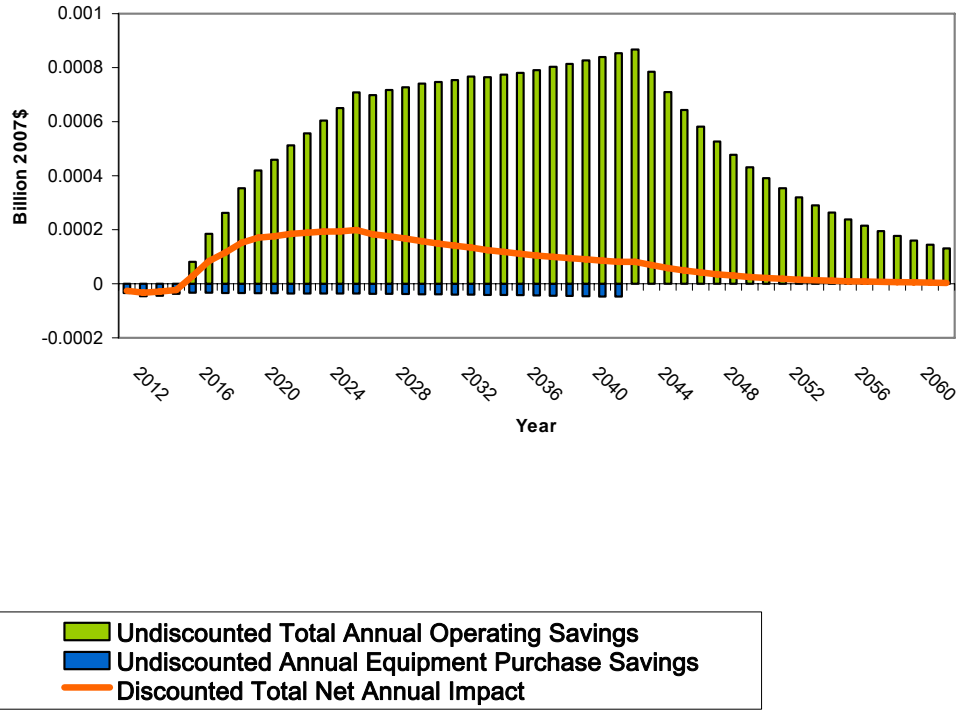
**I.11 SERVICE OVER COUNTER.REMOTE CONDENSING.MEDIUM (SOC.RC.M)**



**Figure 89 Cumulative NPV Results for SOC.RC.M Based on a Seven-Percent Discount Rate (Billion 2007\$)**

Trial Standard Level
TSL 1
Efficiency Level
Level 2

**Net Savings**



**Figure 90 National Annual Costs and Savings for SOC.RC.M, TSL 1**

Trial Standard Level
TSL 2
Efficiency Level
Level 3

**Net Savings**

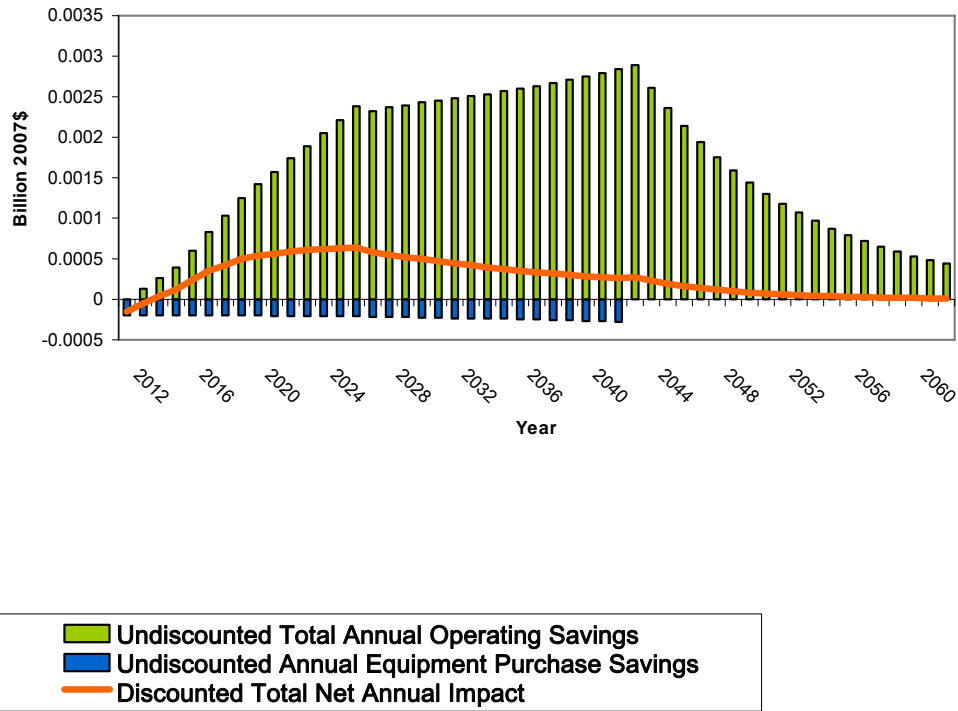
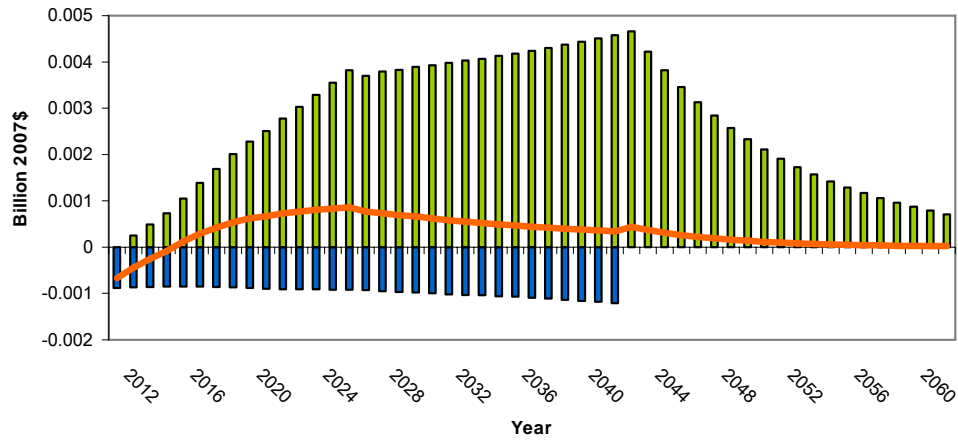


Figure 91 National Annual Costs and Savings for SOC.RC.M, TSL 2

Trial Standard Level
TSL 3, 4
Efficiency Level
Level 5

**Net Savings**



**Figure 92 National Annual Costs and Savings for SOC.RC.M, TSL 3, 4**

Trial Standard Level
TSL 5
Efficiency Level
Level 8

**Net Savings**

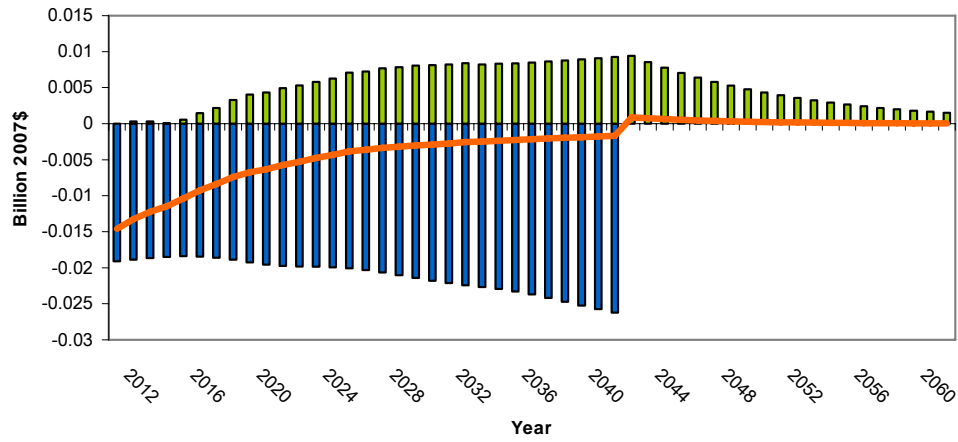
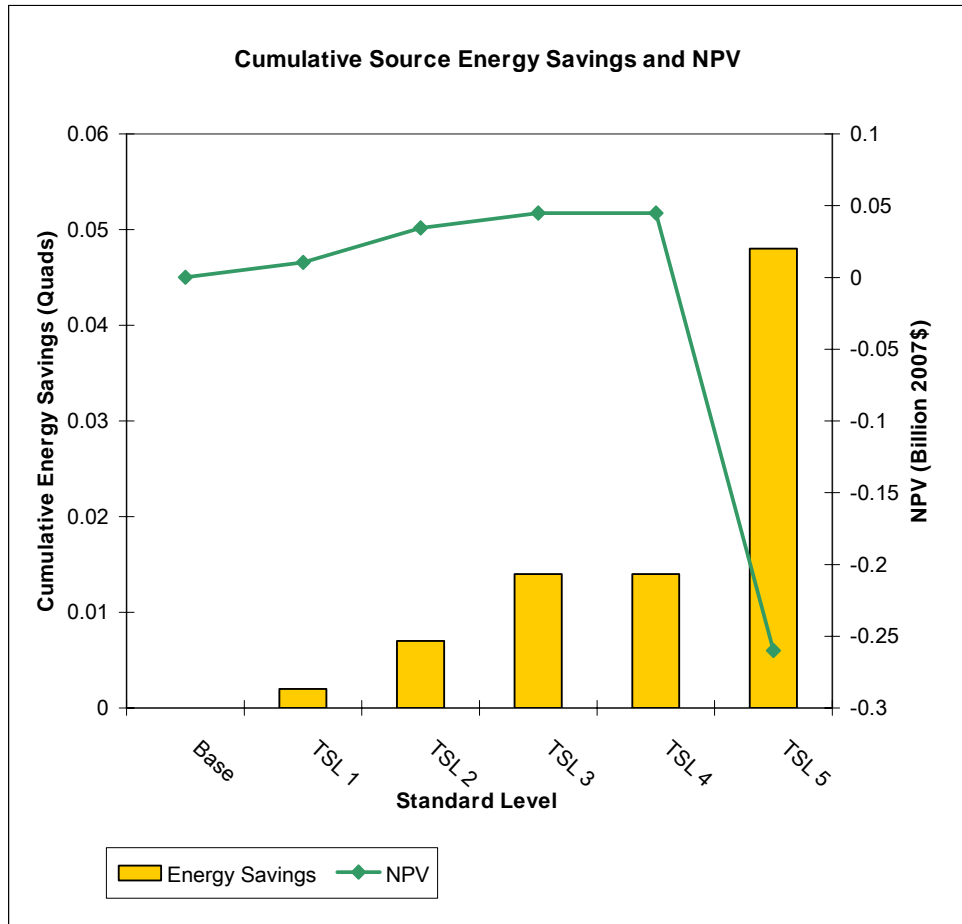


Figure 93 National Annual Costs and Savings for SOC.RC.M, TSL 5



**Figure 94 Cumulative NPV Results for SOC.RC.M Based on a Three-Percent Discount Rate (Billion 2007\$)**

Trial Standard Level
TSL 1
Efficiency Level
Level 2

**Net Savings**

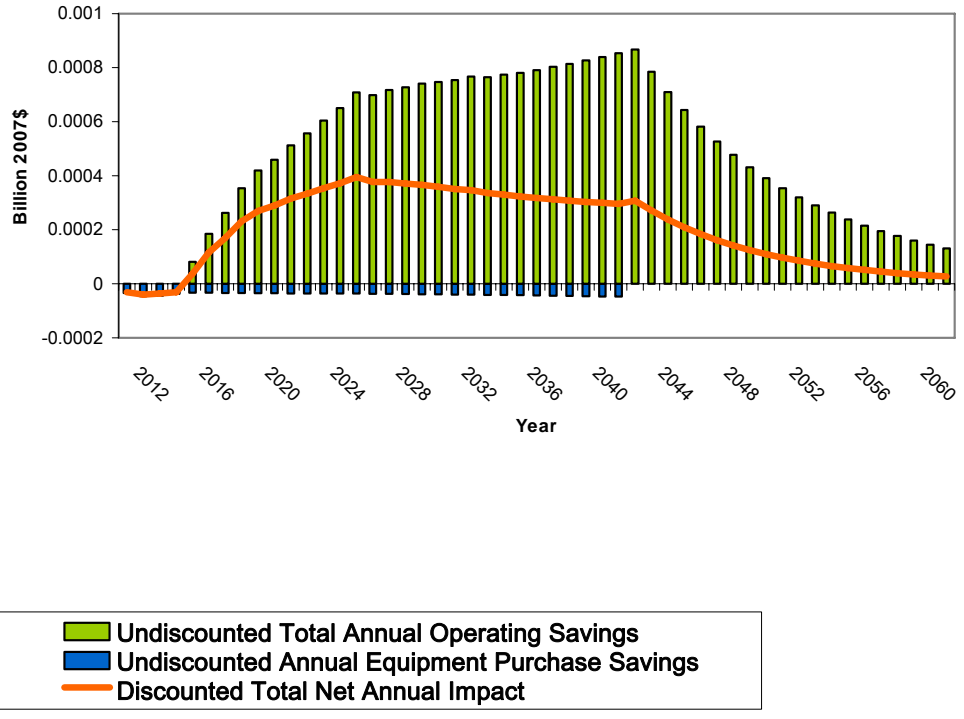


Figure 95 National Annual Costs and Savings for SOC.RC.M, TSL 1

Trial Standard Level
TSL 2
Efficiency Level
Level 3

**Net Savings**

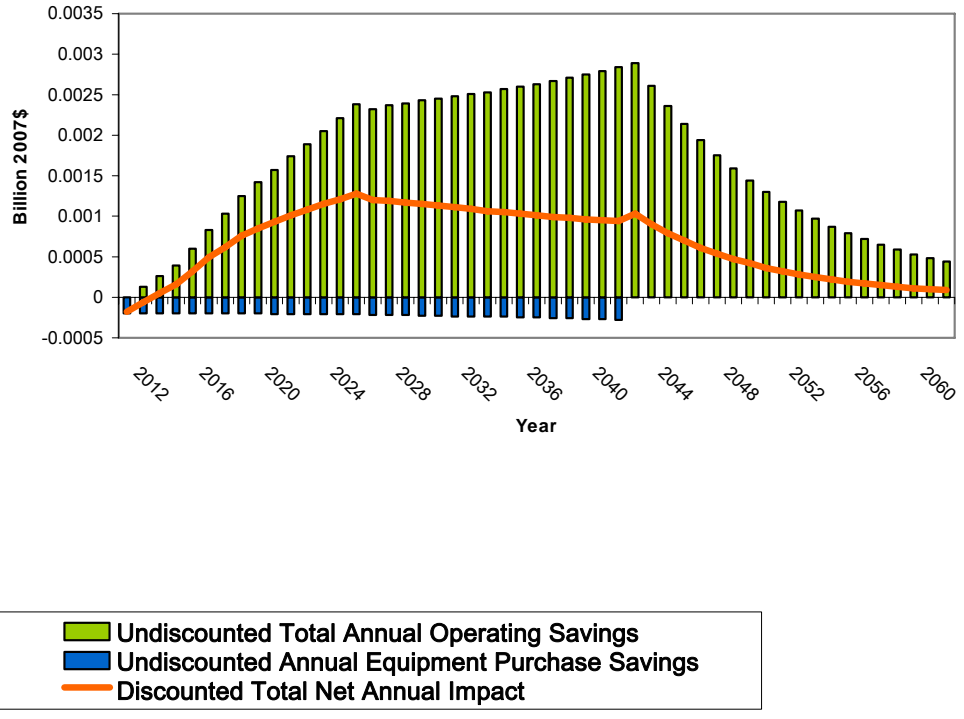
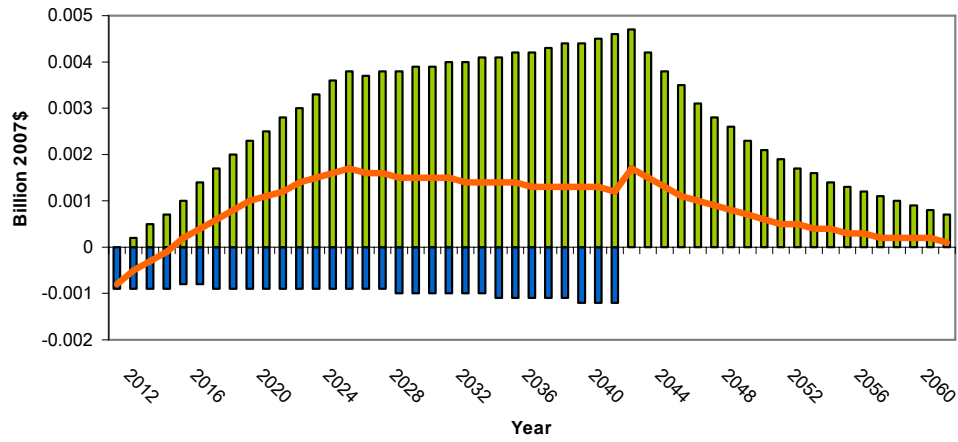


Figure 96 National Annual Costs and Savings for SOC.RC.M, TSL 2

Trial Standard Level
TSL 3, 4
Efficiency Level
Level 5

**Net Savings**



**Figure 97 National Annual Costs and Savings for SOC.RC.M, TSL 3, 4**

Trial Standard Level
TSL 5
Efficiency Level
Level 8

**Net Savings**

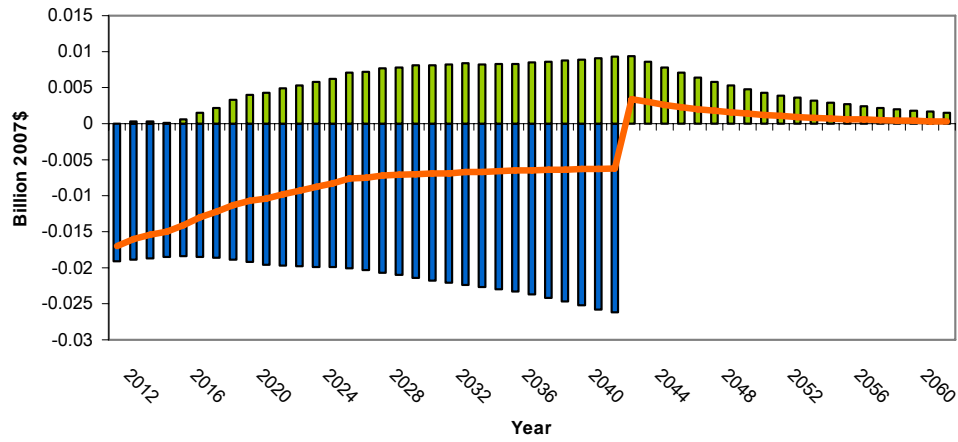
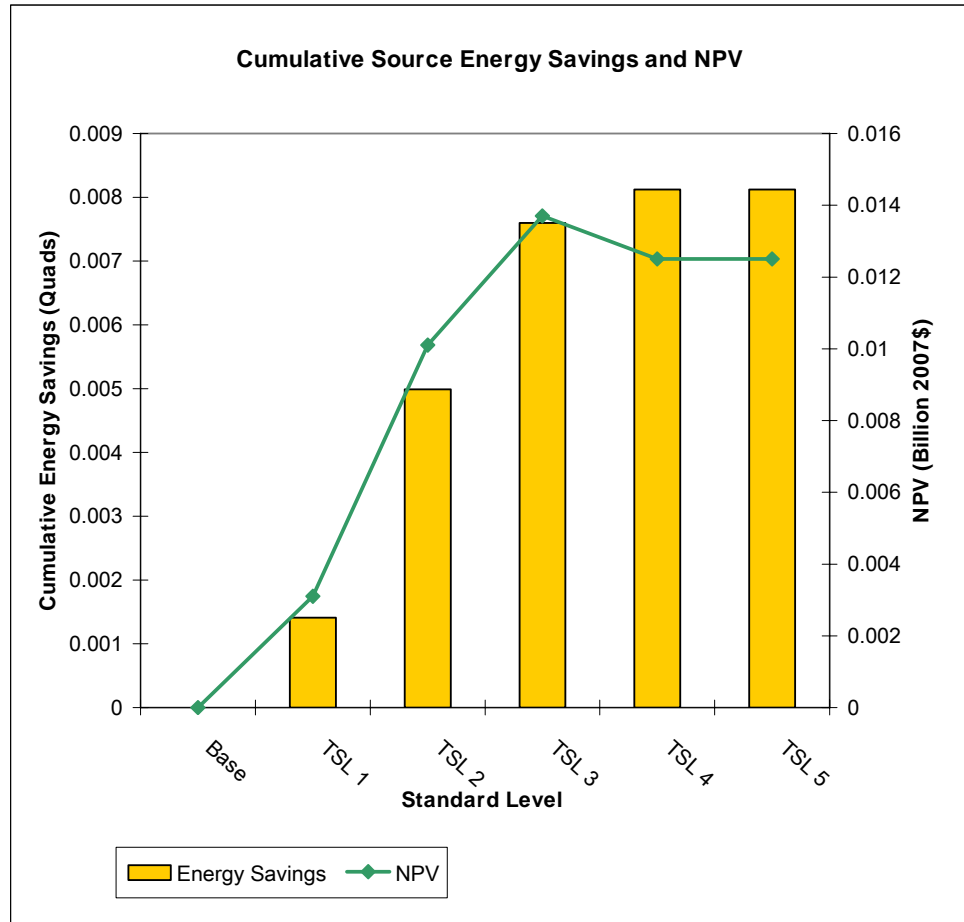


Figure 98 National Annual Costs and Savings for SOC.RC.M, TSL 5

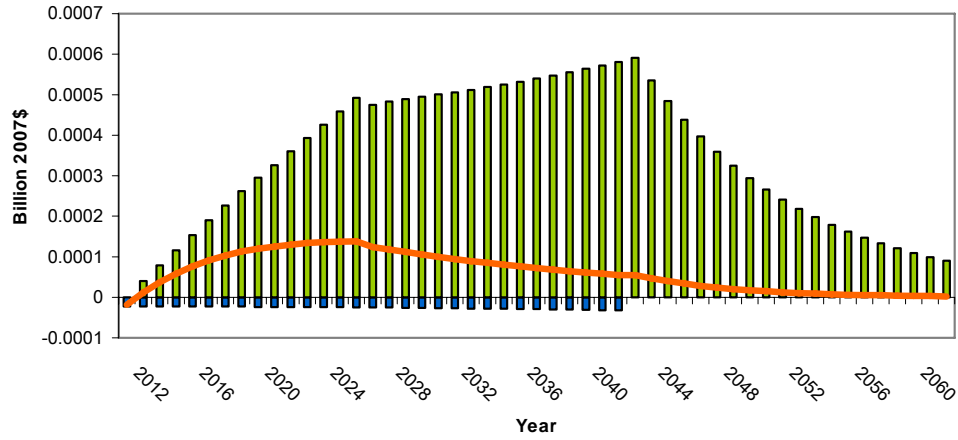
**I.12 HORIZONTAL OPEN.REMOTE CONDENSING.MEDIUM (HZO.RC.M)**



**Figure 99 Cumulative NPV Results for HZO.RC.M Based on a Seven-Percent Discount Rate (Billion 2007\$)**

Trial Standard Level
TSL 1
Efficiency Level
Level 2

**Net Savings**



**Figure 100 National Annual Costs and Savings for HZO.RC.M, TSL 1**

Trial Standard Level
TSL 2
Efficiency Level
Level 3

**Net Savings**

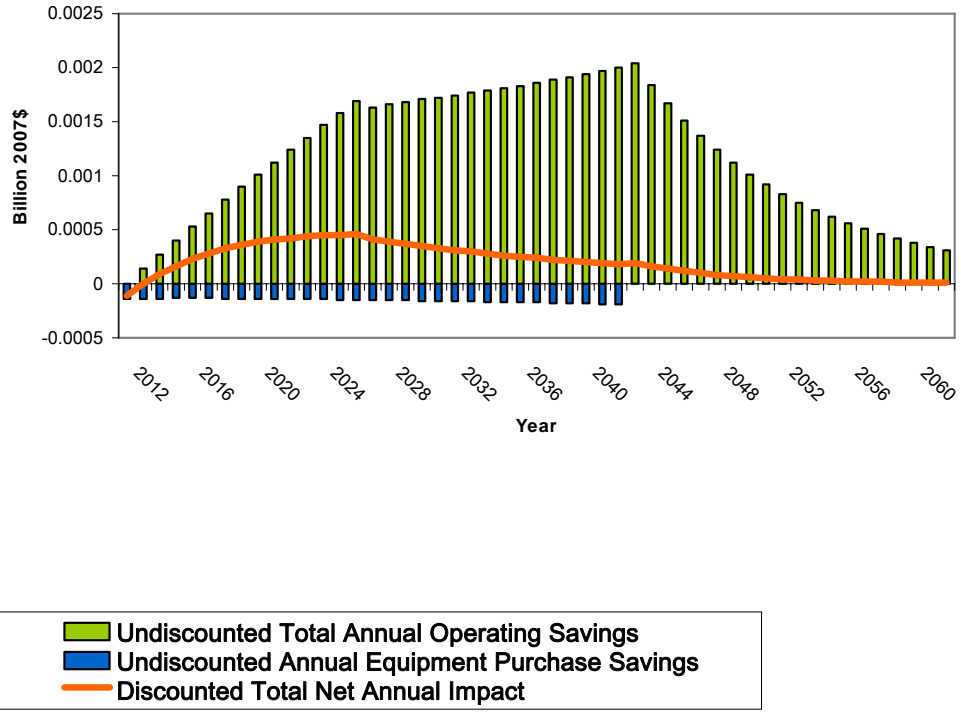


Figure 101 National Annual Costs and Savings for HZO.RC.M, TSL 2

Trial Standard Level
TSL 3
Efficiency Level
Level 4

**Net Savings**

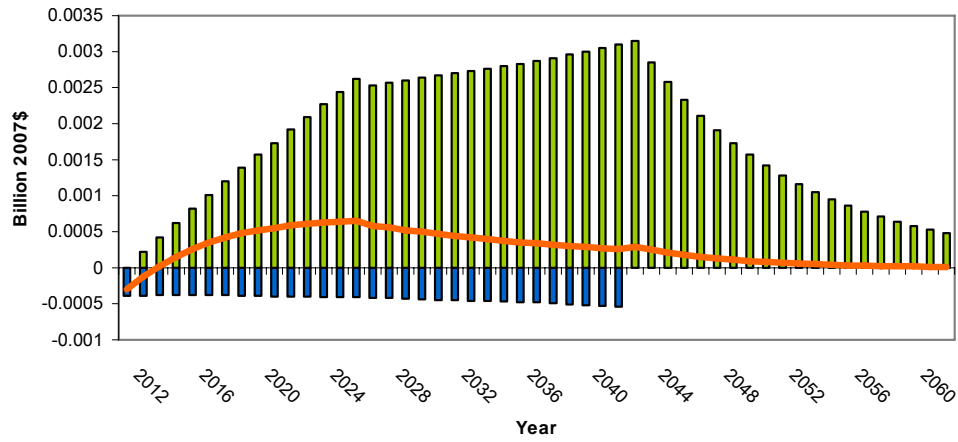


Figure 102 National Annual Costs and Savings for HZO.RC.M, TSL 3

Trial Standard Level
TSL 4, 5
Efficiency Level
Level 5

**Net Savings**

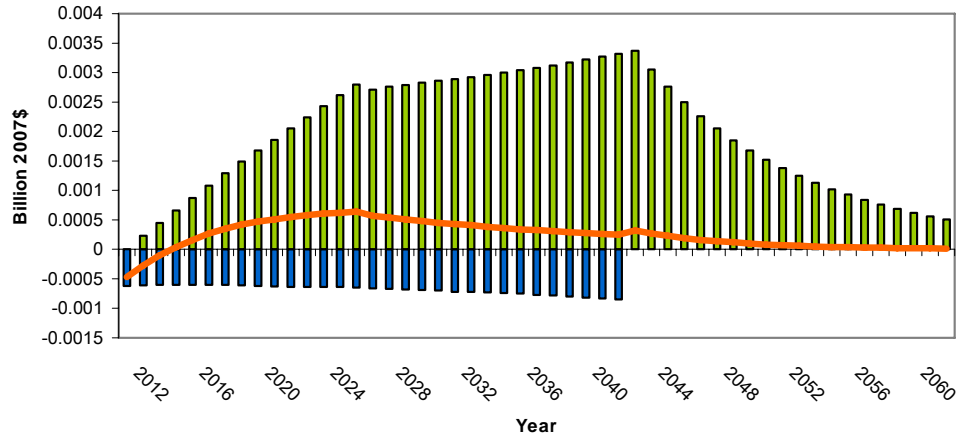
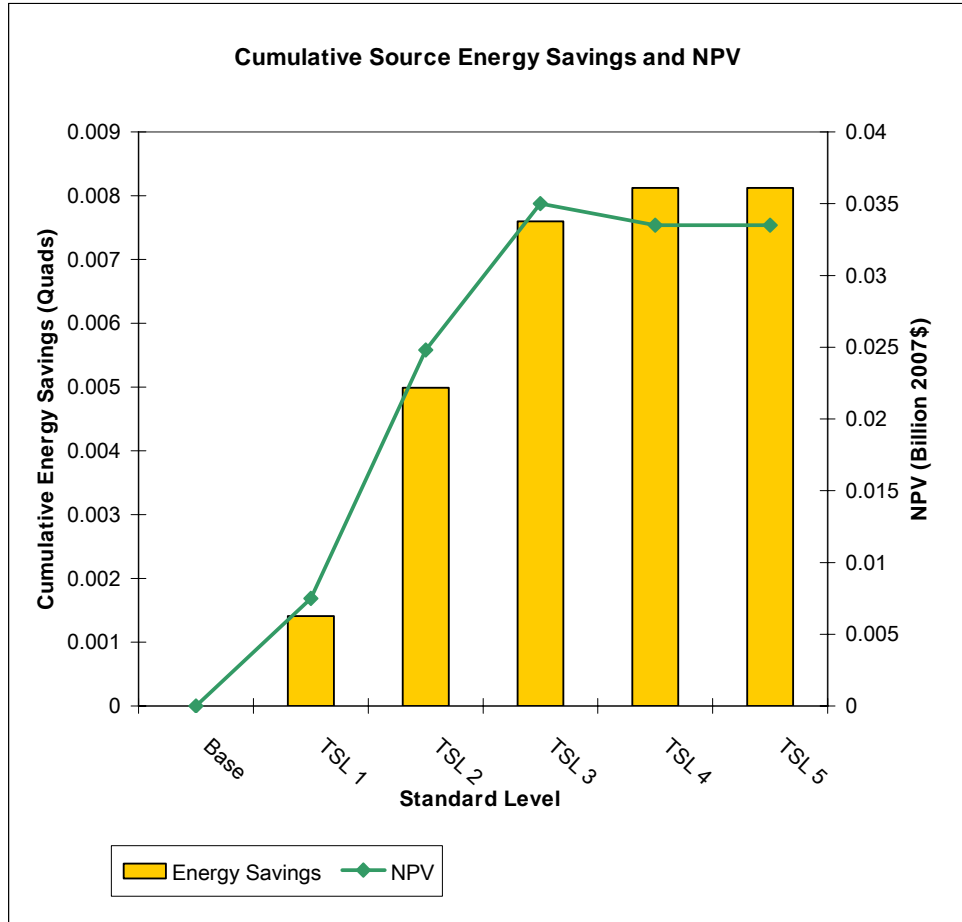


Figure 103 National Annual Costs and Savings for HZO.RC.M, TSL 4, 5



**Figure 104 Cumulative NPV Results for HZO.RC.M Based on a Three-Percent Discount Rate (Billion 2007\$)**

Trial Standard Level
TSL 1
Efficiency Level
Level 2

**Net Savings**

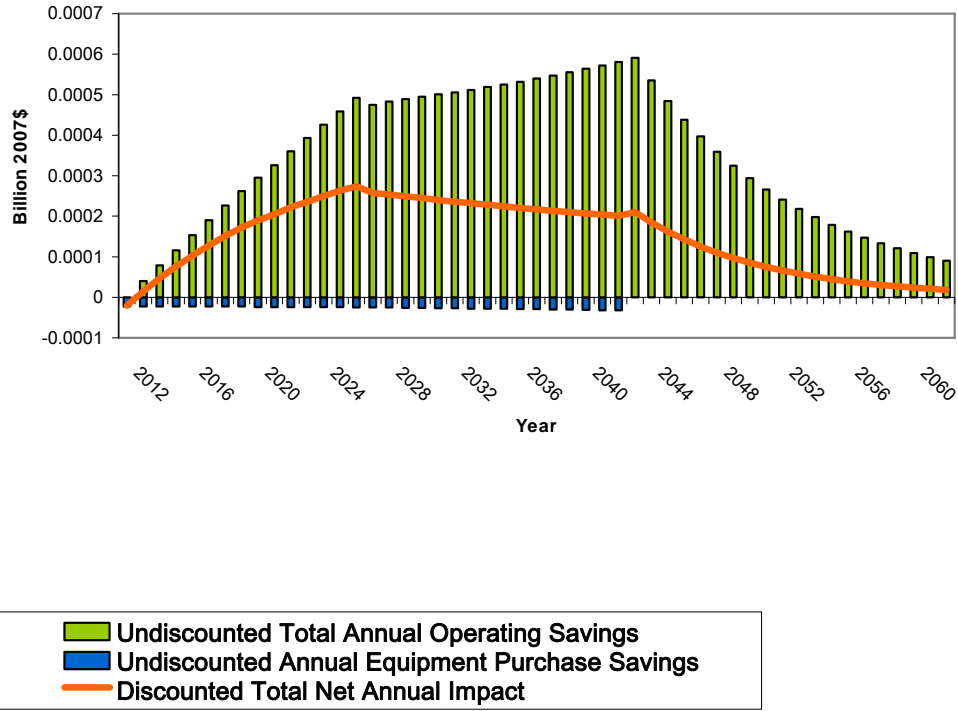


Figure 105 National Annual Costs and Savings for HZO.RC.M, TSL 1

Trial Standard Level
TSL 2
Efficiency Level
Level 3

**Net Savings**

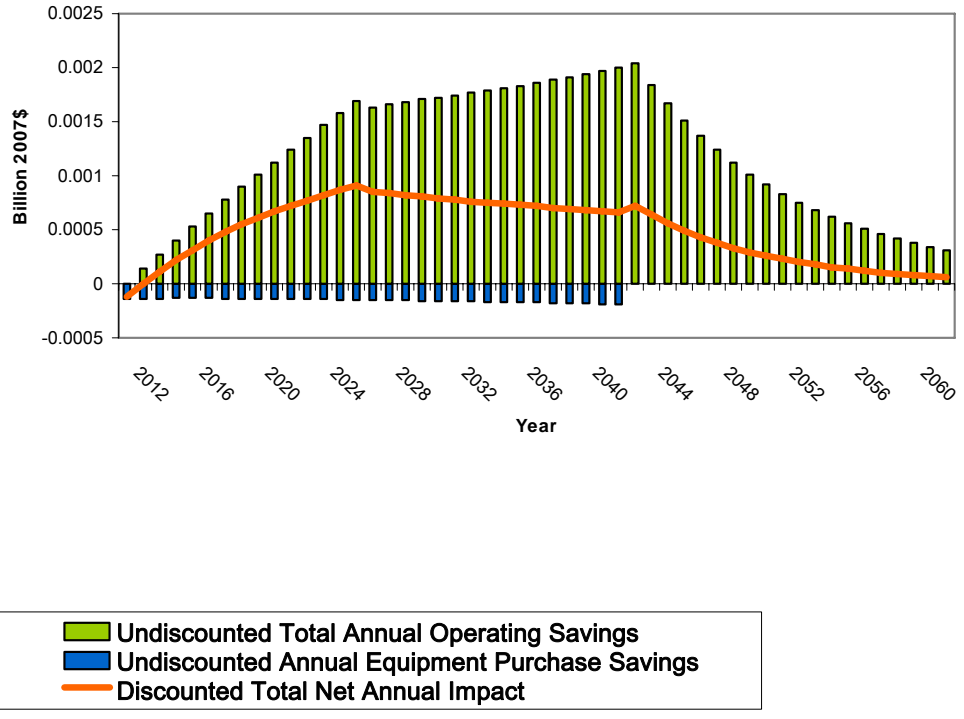


Figure 106 National Annual Costs and Savings for HZO.RC.M, TSL 2

Trial Standard Level
TSL 3
Efficiency Level
Level 4

**Net Savings**

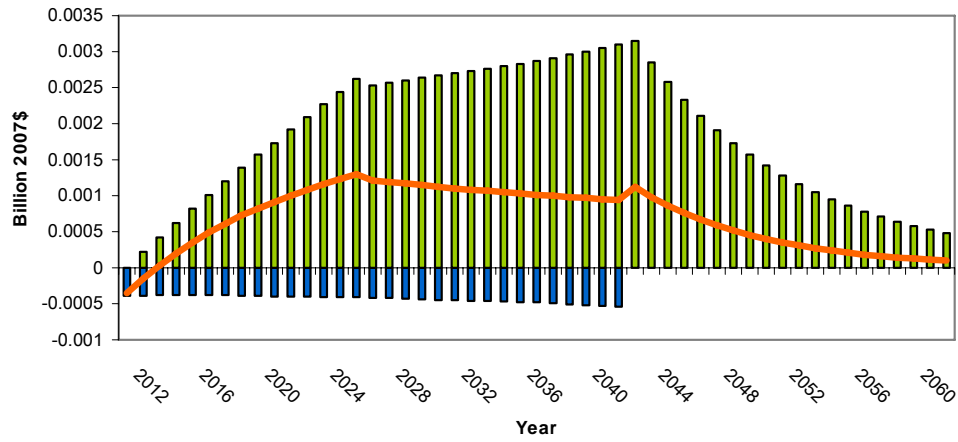


Figure 107 National Annual Costs and Savings for HZO.RC.M, TSL 3

Trial Standard Level
TSL 4, 5
Efficiency Level
Level 5

**Net Savings**

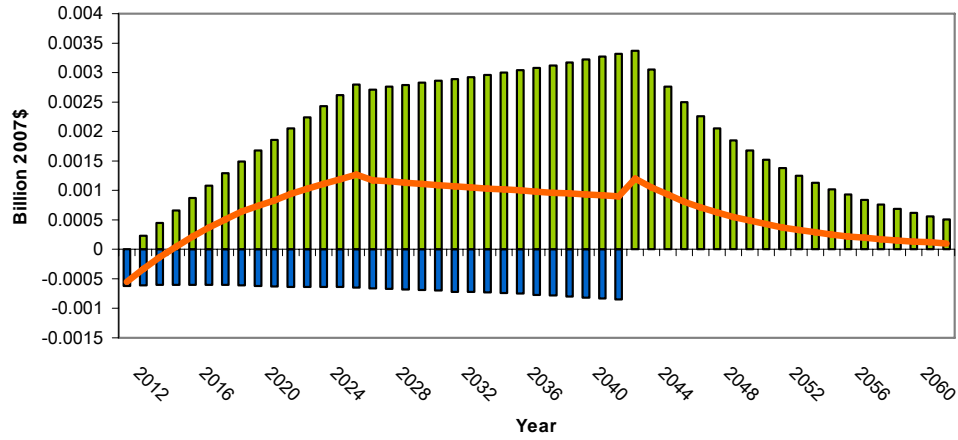
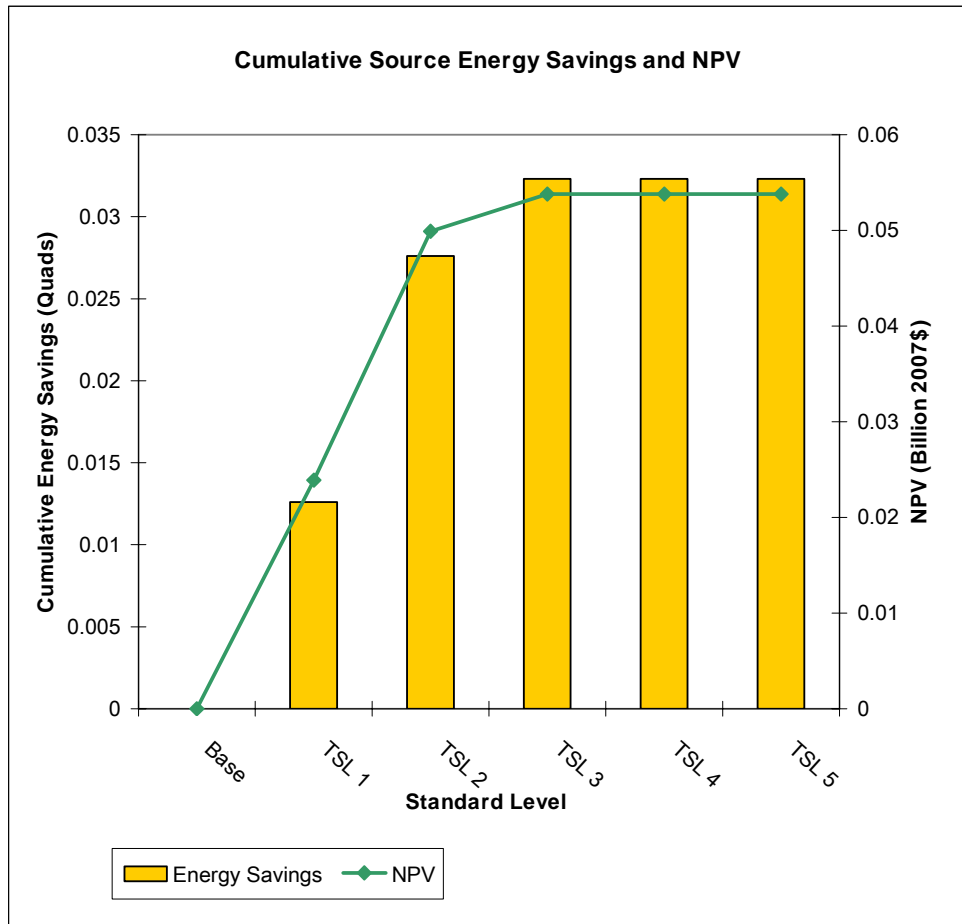


Figure 108 National Annual Costs and Savings for HZO.RC.M, TSL 4, 5

**I.13 HORIZONTAL OPEN.REMOTE CONDENSING.LOW (HZO.RC.L)**



**Figure 109 Cumulative NPV Results for HZO.RC.L Based on a Seven-Percent Discount Rate (Billion 2007\$)**

Trial Standard Level
TSL 1
Efficiency Level
Level 3

**Net Savings**

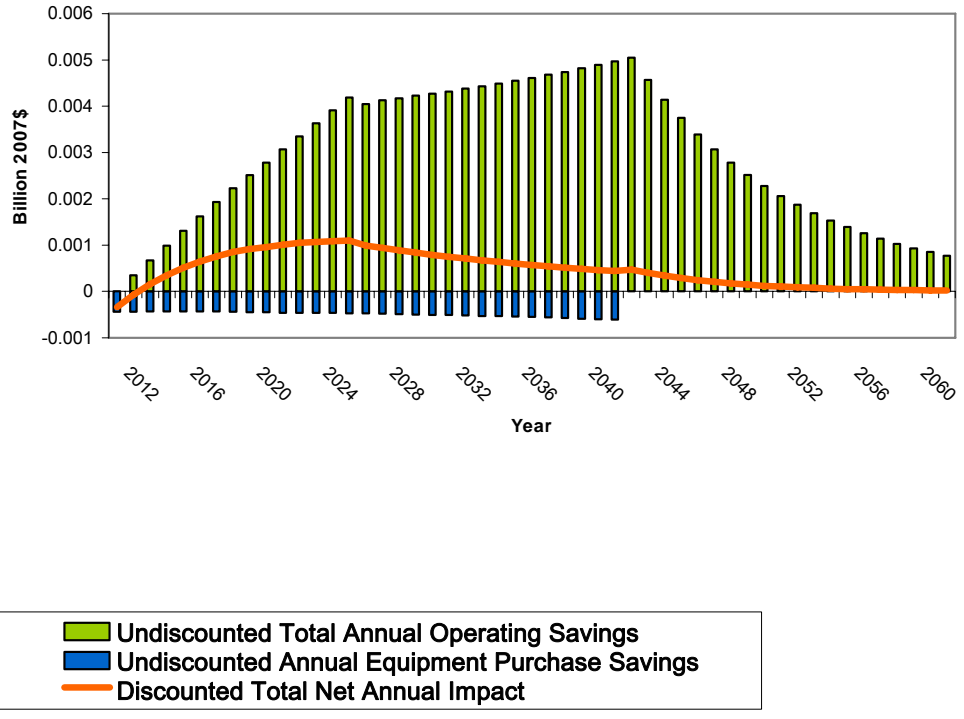


Figure 110 National Annual Costs and Savings for HZO.RC.L, TSL 1

Trial Standard Level
TSL 2
Efficiency Level
Level 4

**Net Savings**

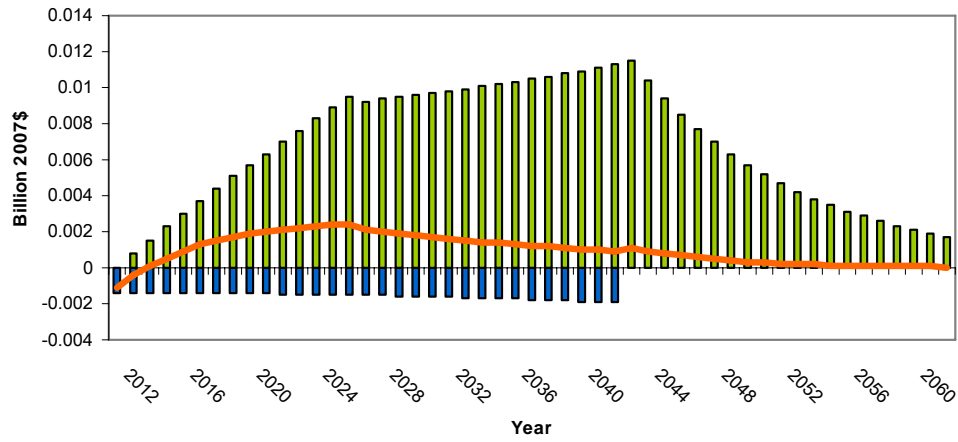


Figure 111 National Annual Costs and Savings for HZO.RC.L, TSL 2

Trial Standard Level
TSL 3, 4, 5
Efficiency Level
Level 5

**Net Savings**

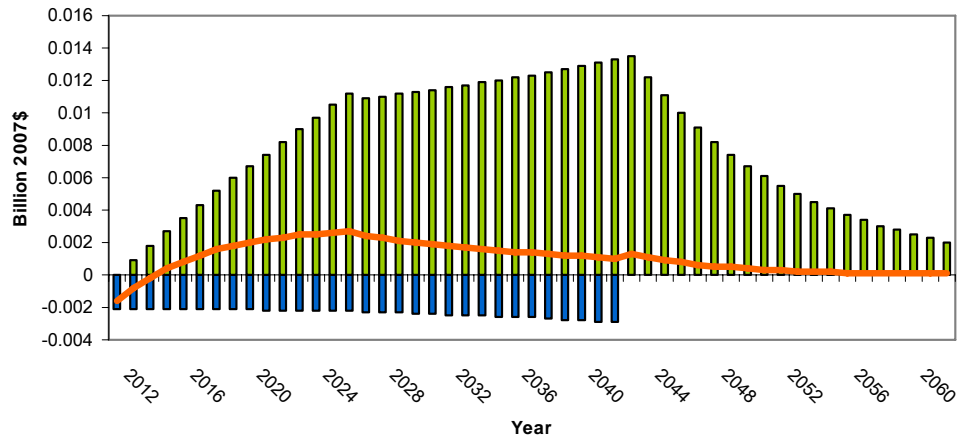
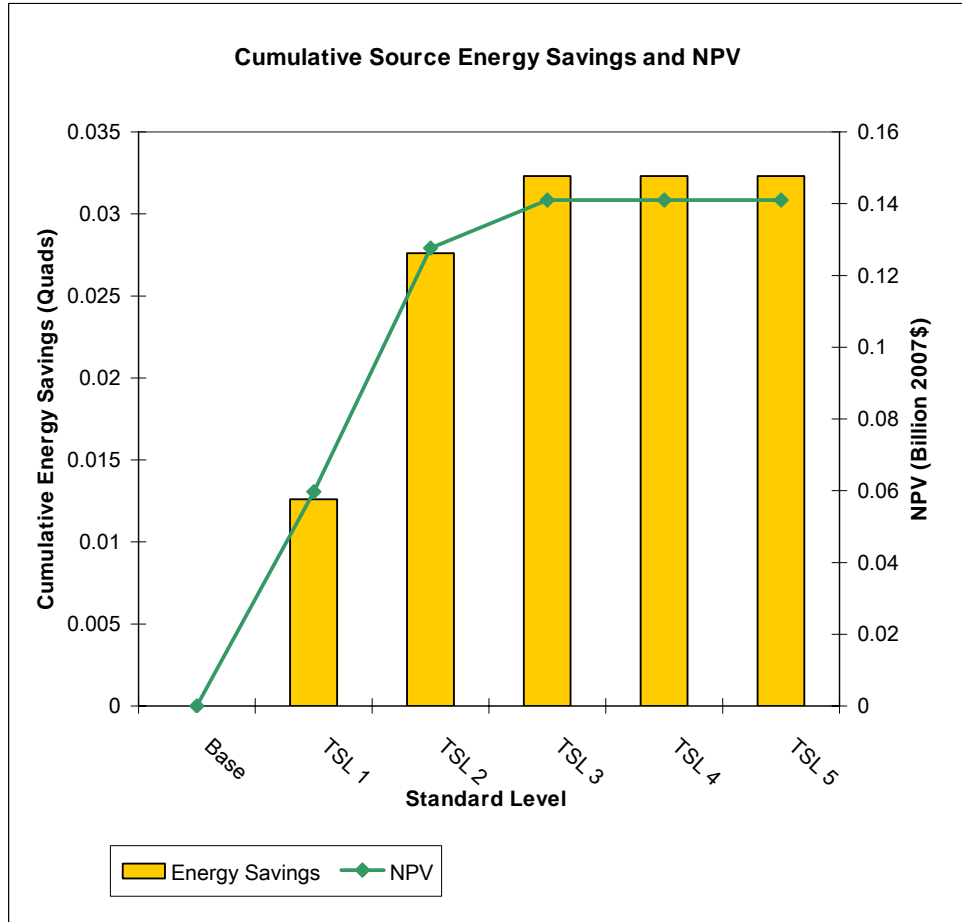


Figure 112 National Annual Costs and Savings for HZO.RC.L, TSL 3, 4, 5



**Figure 113 Cumulative NPV Results for HZO.RC.L Based on a Three-Percent Discount Rate (Billion 2007\$)**

Trial Standard Level
TSL 1
Efficiency Level
Level 3

**Net Savings**

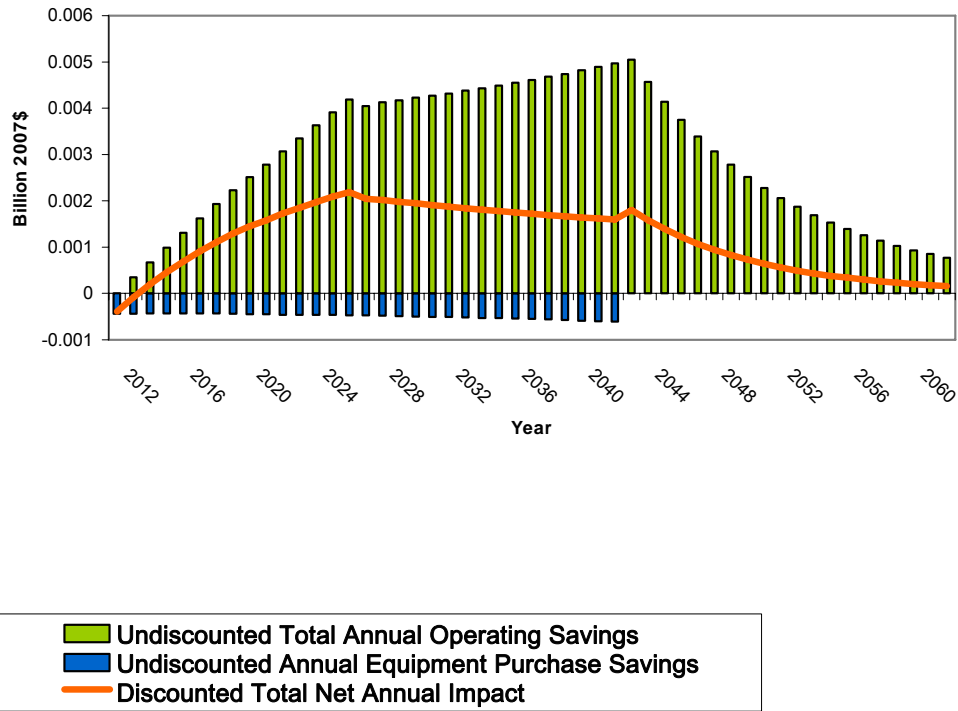


Figure 114 National Annual Costs and Savings for HZO.RC.L, TSL 1

Trial Standard Level
TSL 2
Efficiency Level
Level 4

**Net Savings**

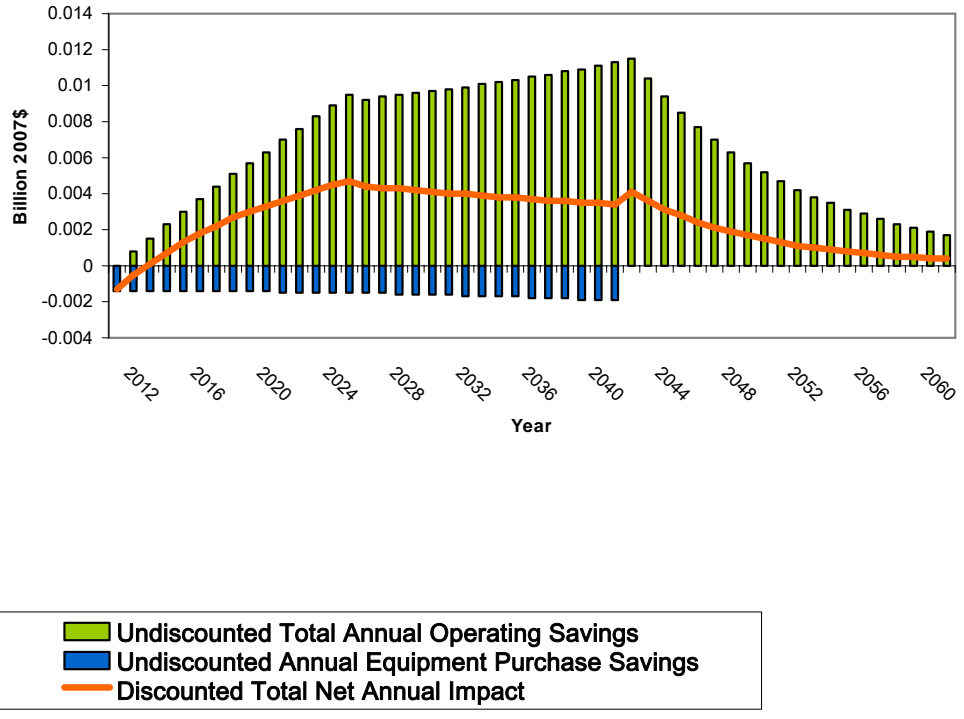


Figure 115 National Annual Costs and Savings for HZO.RC.L, TSL 2

Trial Standard Level
TSL 3, 4, 5
Efficiency Level
Level 5

**Net Savings**

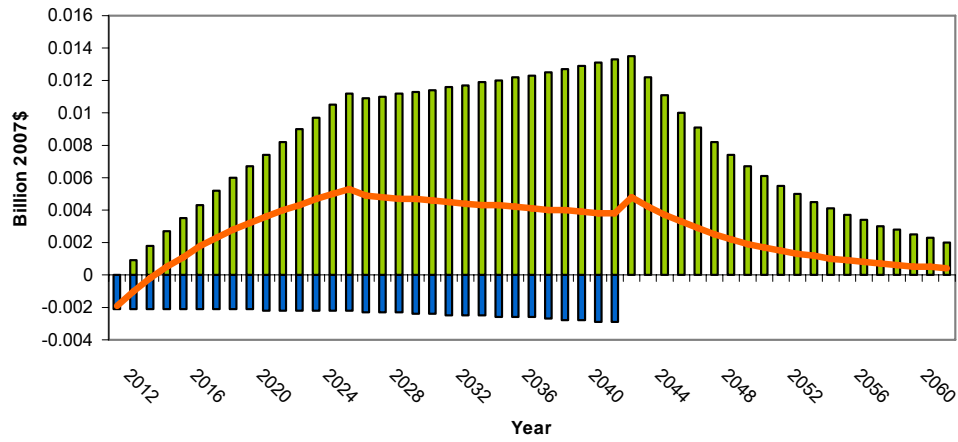
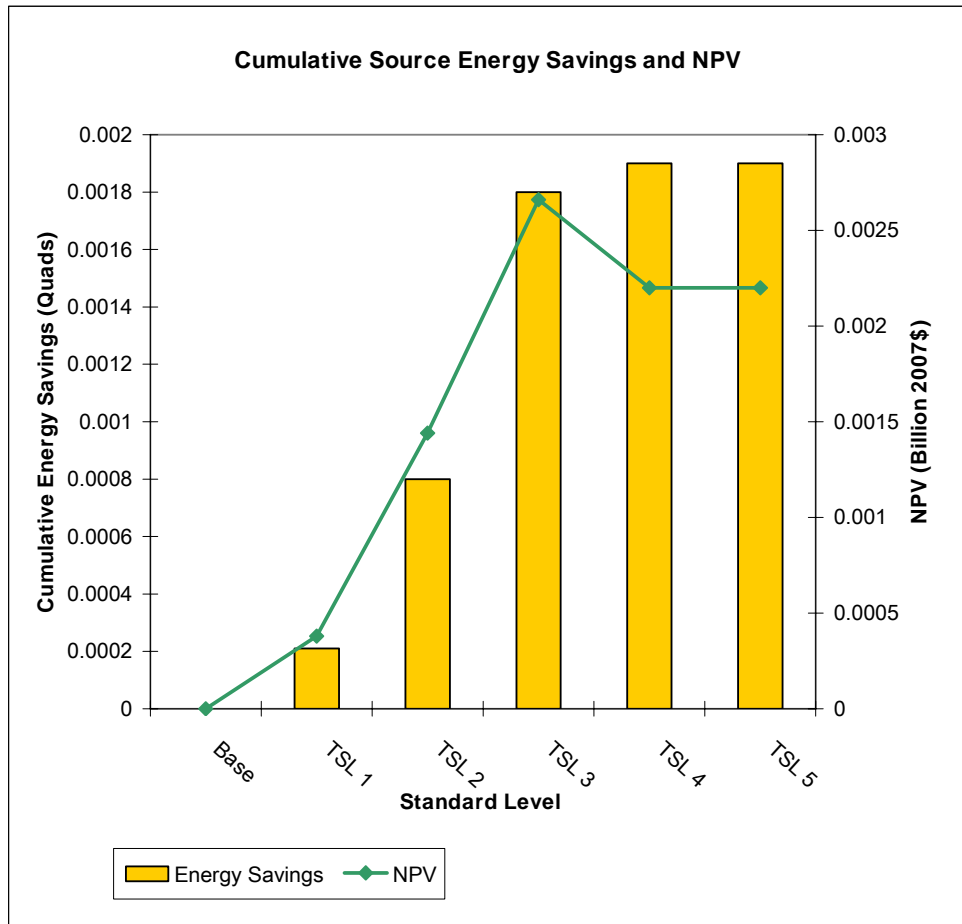


Figure 116 National Annual Costs and Savings for HZO.RC.L, TSL 3, 4, 5

**I.14 HORIZONTAL OPEN.SELF-CONTAINED.MEDIUM (HZO.SC.M)**



**Figure 117 Cumulative NPV Results for HZO.SC.M Based on a Seven-Percent Discount Rate (Billion 2007\$)**

Trial Standard Level
TSL 1
Efficiency Level
Level 3

**Net Savings**

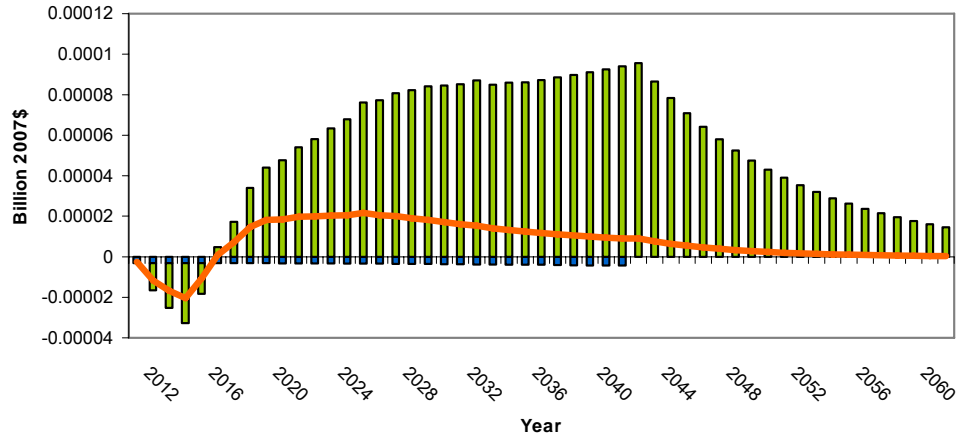


Figure 118 National Annual Costs and Savings for HZO.SC.M, TSL 1

Trial Standard Level
TSL 2
Efficiency Level
Level 5

**Net Savings**

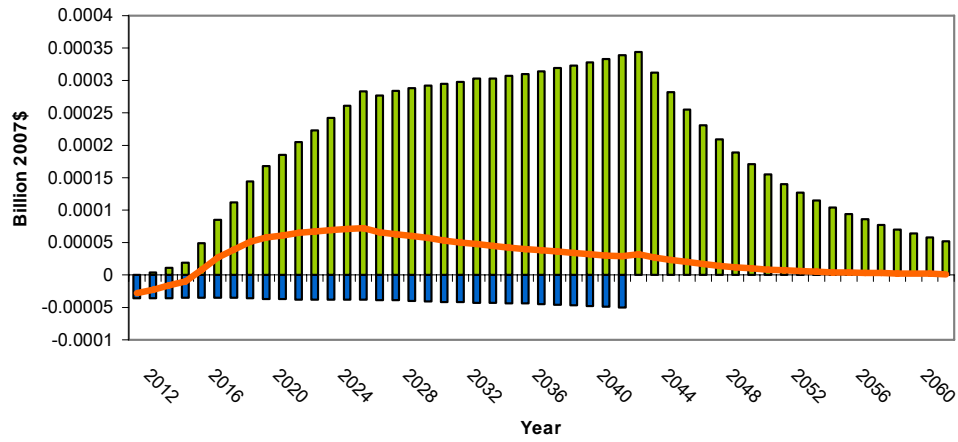
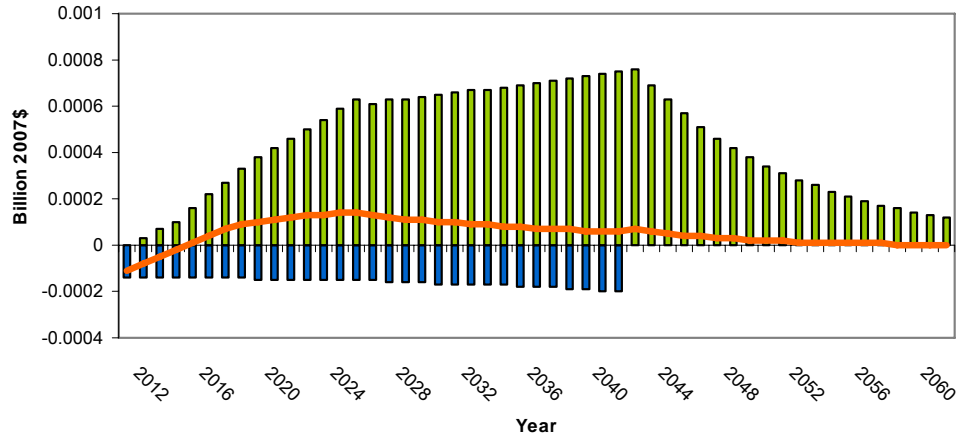


Figure 119 National Annual Costs and Savings for HZO.SC.M, TSL 2

Trial Standard Level
TSL 3
Efficiency Level
Level 7

**Net Savings**



**Figure 120 National Annual Costs and Savings for HZO.SC.M, TSL 3**

Trial Standard Level
TSL 4, 5
Efficiency Level
Level 8

**Net Savings**

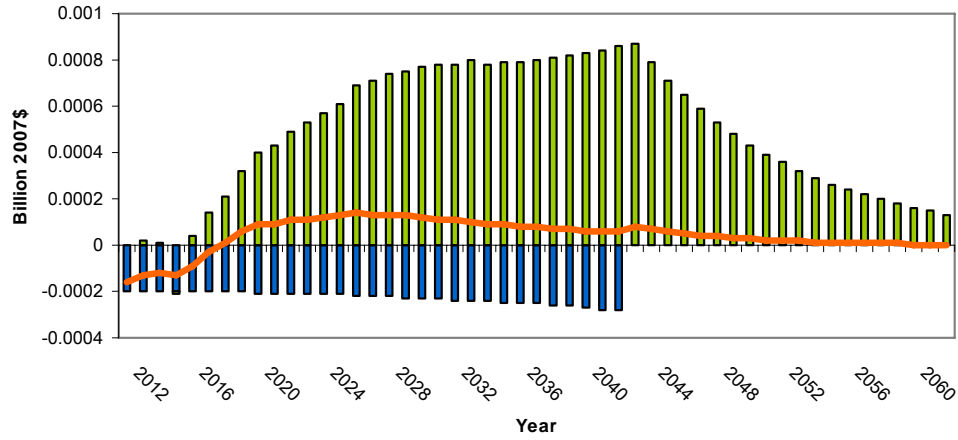
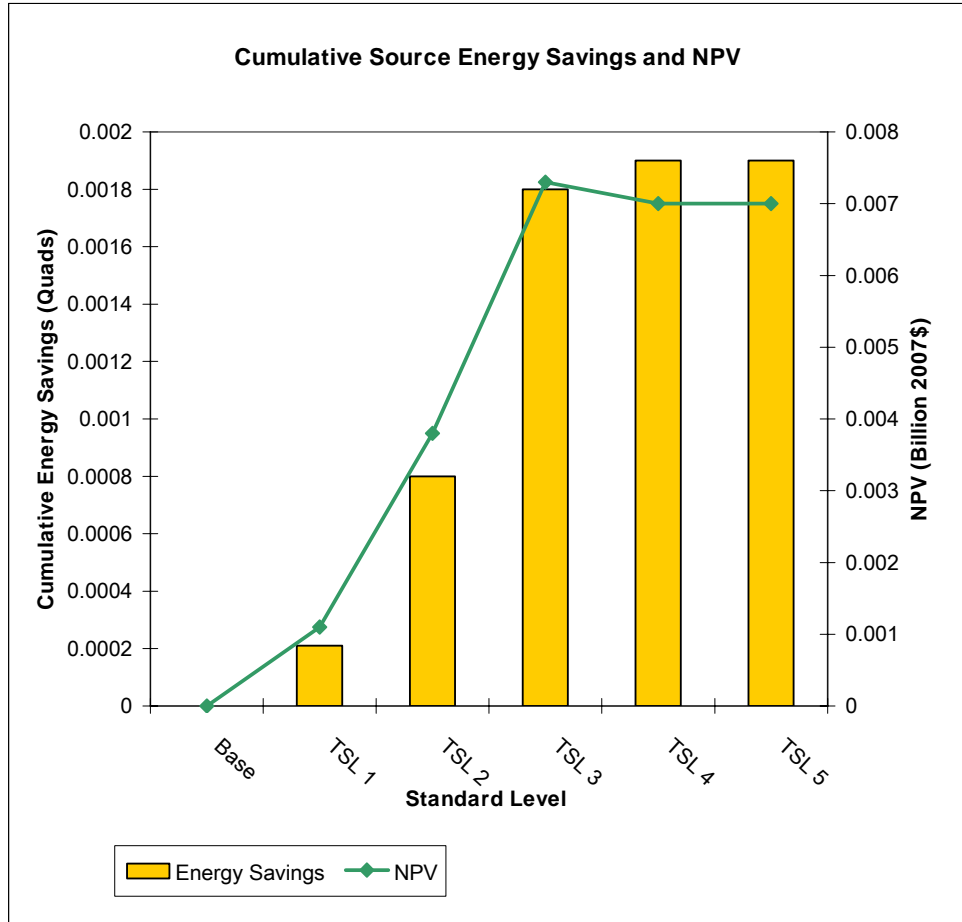


Figure 121 National Annual Costs and Savings for HZO.SC.M, TSL 4, 5



**Figure 122 Cumulative NPV Results for HZO.SC.M Based on a Three-Percent Discount Rate (Billion 2007\$)**

Trial Standard Level
TSL 1
Efficiency Level
Level 3

**Net Savings**

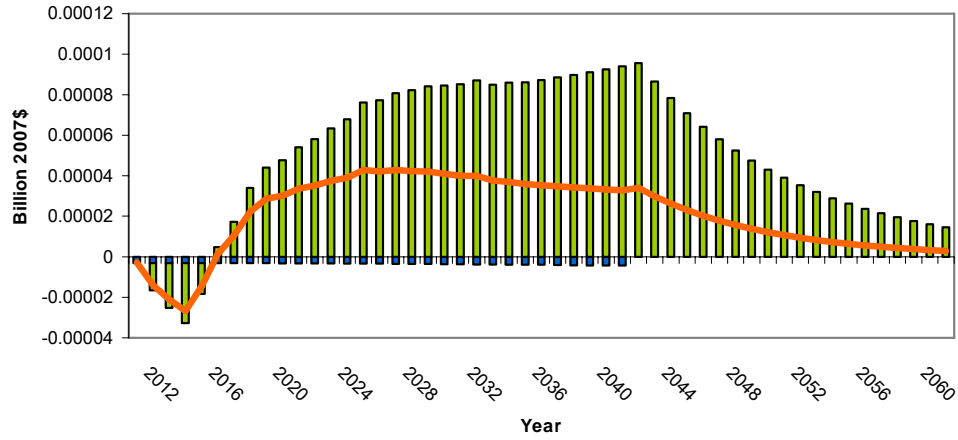


Figure 123 National Annual Costs and Savings for HZO.SC.M, TSL 1

Trial Standard Level
TSL 2
Efficiency Level
Level 5

**Net Savings**

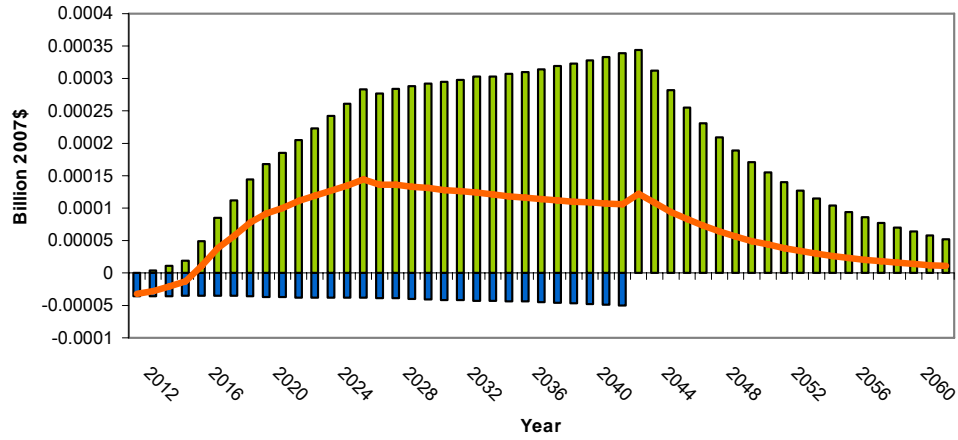


Figure 124 National Annual Costs and Savings for HZO.SC.M, TSL 2

Trial Standard Level
TSL 3
Efficiency Level
Level 7

**Net Savings**

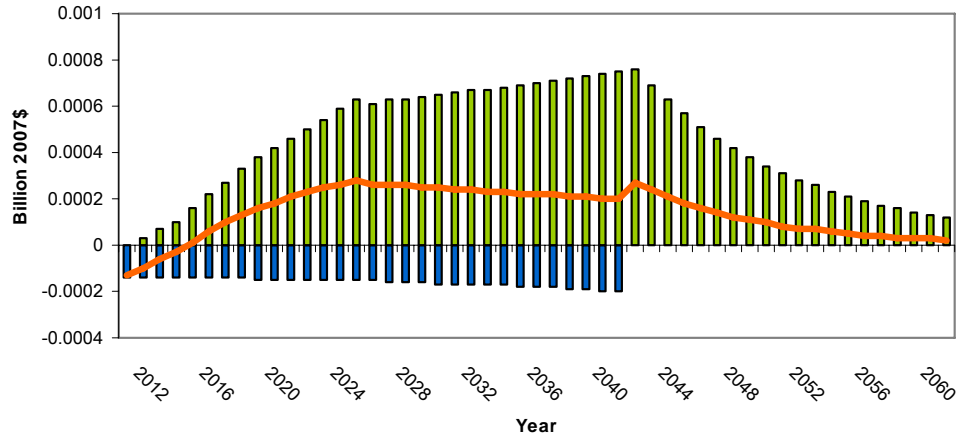


Figure 125 National Annual Costs and Savings for HZO.SC.M, TSL 3

Trial Standard Level
TSL 4, 5
Efficiency Level
Level 8

**Net Savings**

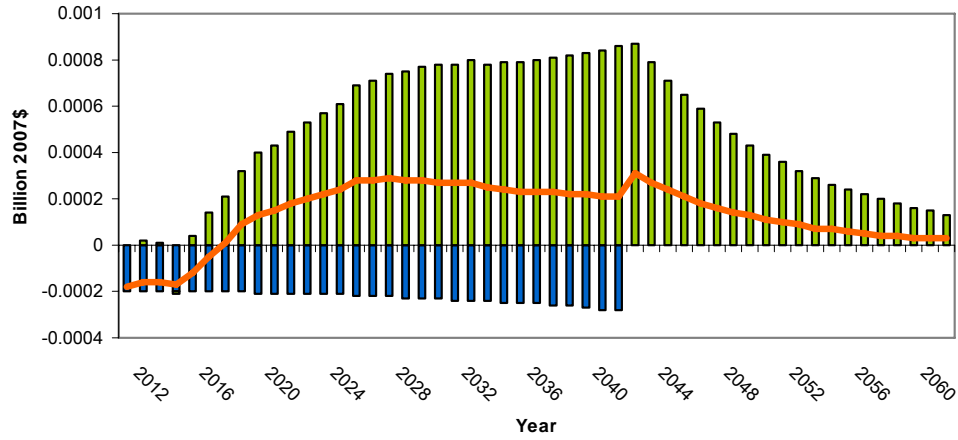
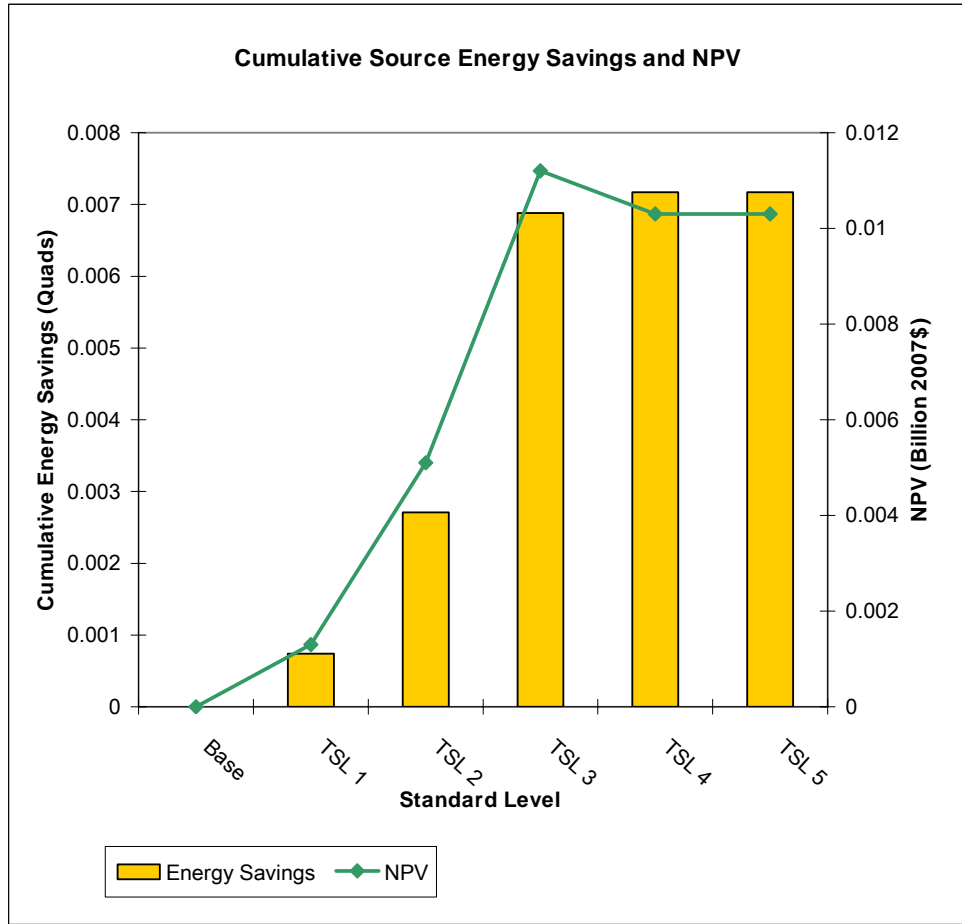


Figure 126 National Annual Costs and Savings for HZO.SC.M, TSL 4, 5

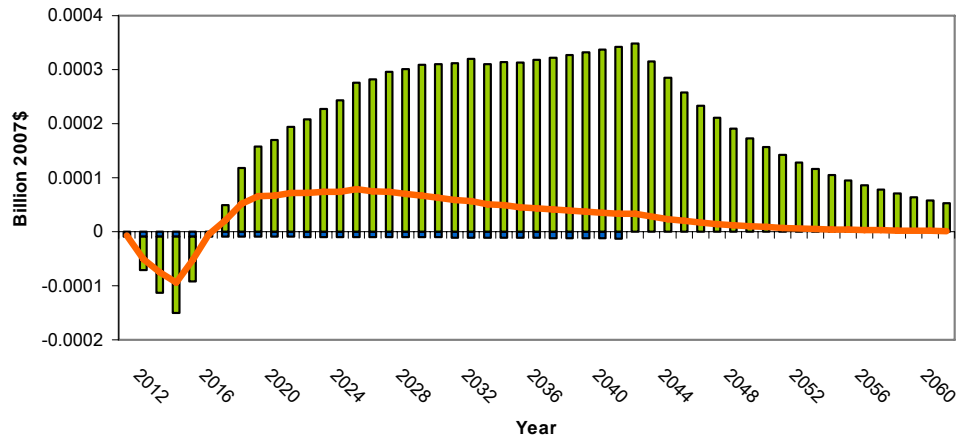
**I.15 HORIZONTAL OPEN.SELF-CONTAINED.LOW (HZO.SC.L)**



**Figure 127 Cumulative NPV Results for HZO.SC.L Based on a Seven-Percent Discount Rate (Billion 2007\$)**

Trial Standard Level
TSL 1
Efficiency Level
Level 3

**Net Savings**



**Figure 128 National Annual Costs and Savings for HZO.SC.L, TSL 1**

Trial Standard Level
TSL 2
Efficiency Level
Level 5

**Net Savings**

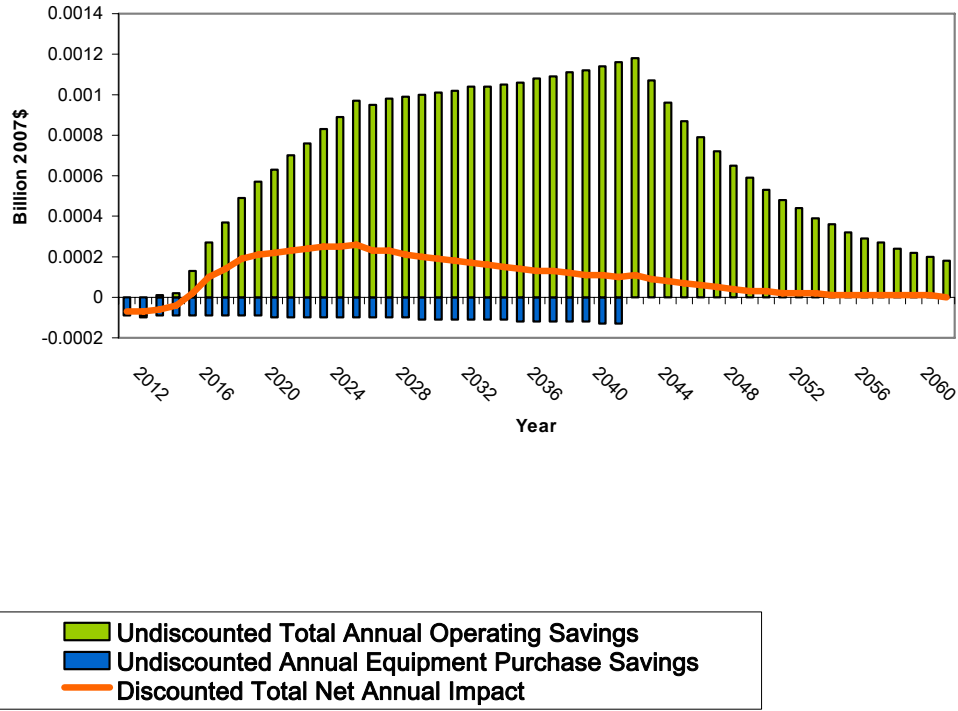


Figure 129 National Annual Costs and Savings for HZO.SC.L, TSL 2

Trial Standard Level
TSL 3
Efficiency Level
Level 7

**Net Savings**

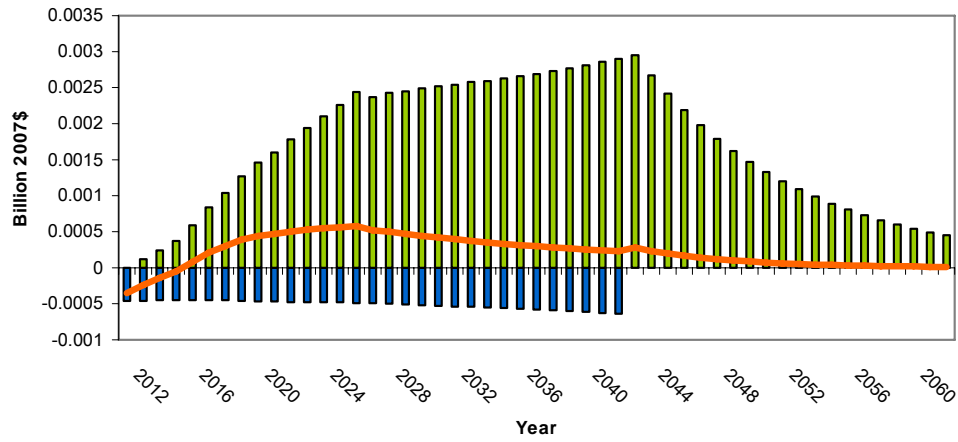


Figure 130 National Annual Costs and Savings for HZO.SC.L, TSL 3

Trial Standard Level
TSL 4, 5
Efficiency Level
Level 8

**Net Savings**

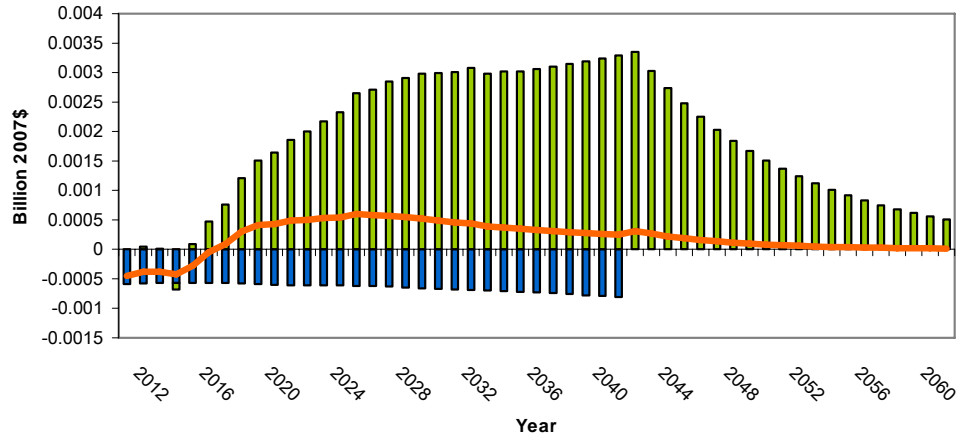


Figure 131 National Annual Costs and Savings for HZO.SC.L, TSL 4, 5

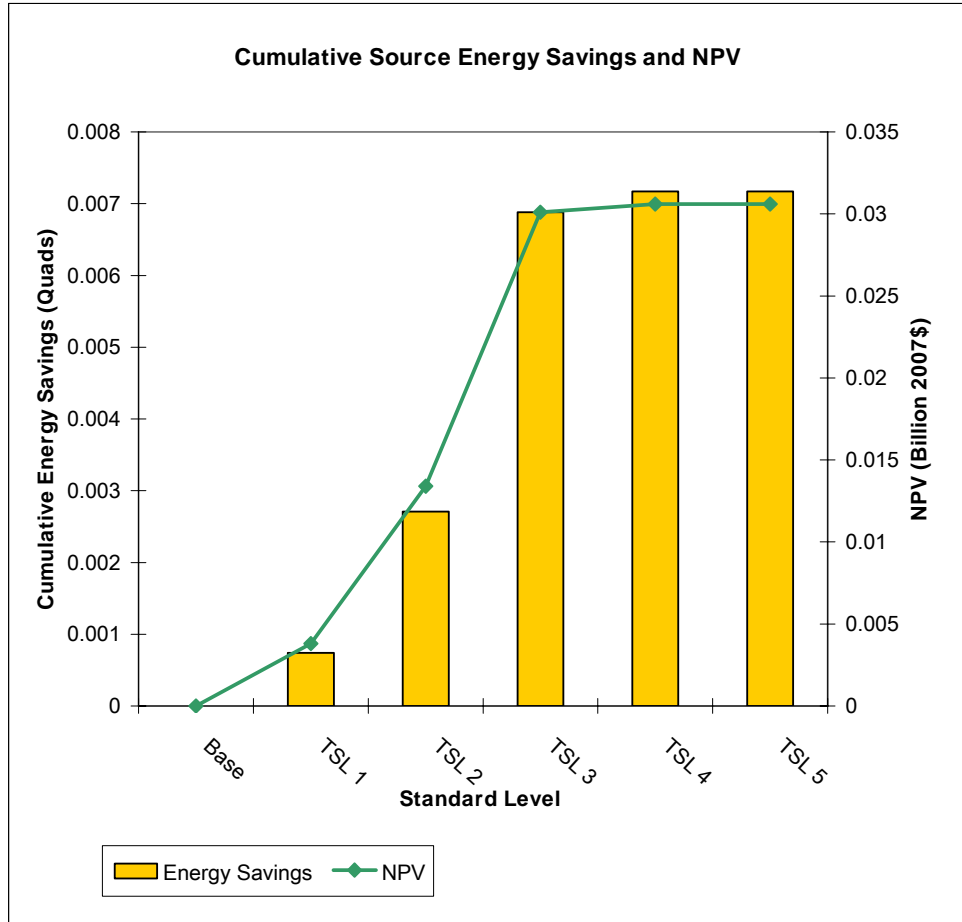


Figure 132 Cumulative NPV Results for HZO.SC.L Based on a Three-Percent Discount Rate (Billion 2007\$)

Trial Standard Level
TSL 1
Efficiency Level
Level 3

**Net Savings**

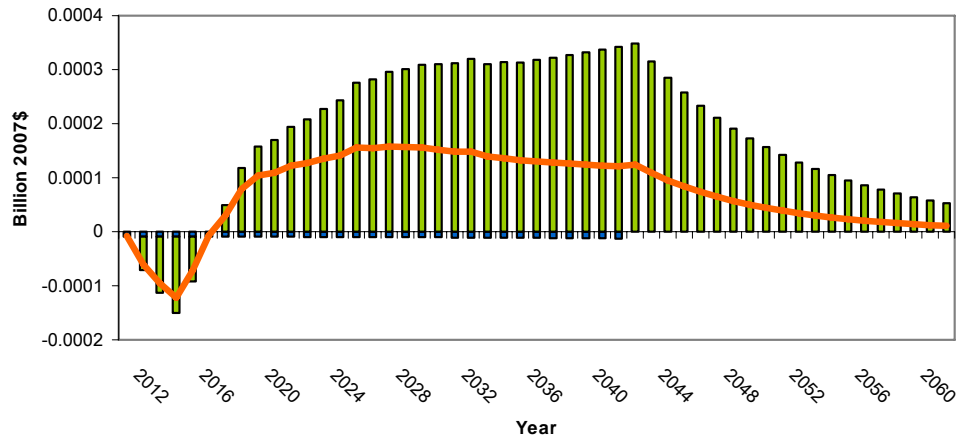


Figure 133 National Annual Costs and Savings for HZO.SC.L, TSL 1

Trial Standard Level
TSL 2
Efficiency Level
Level 5

**Net Savings**

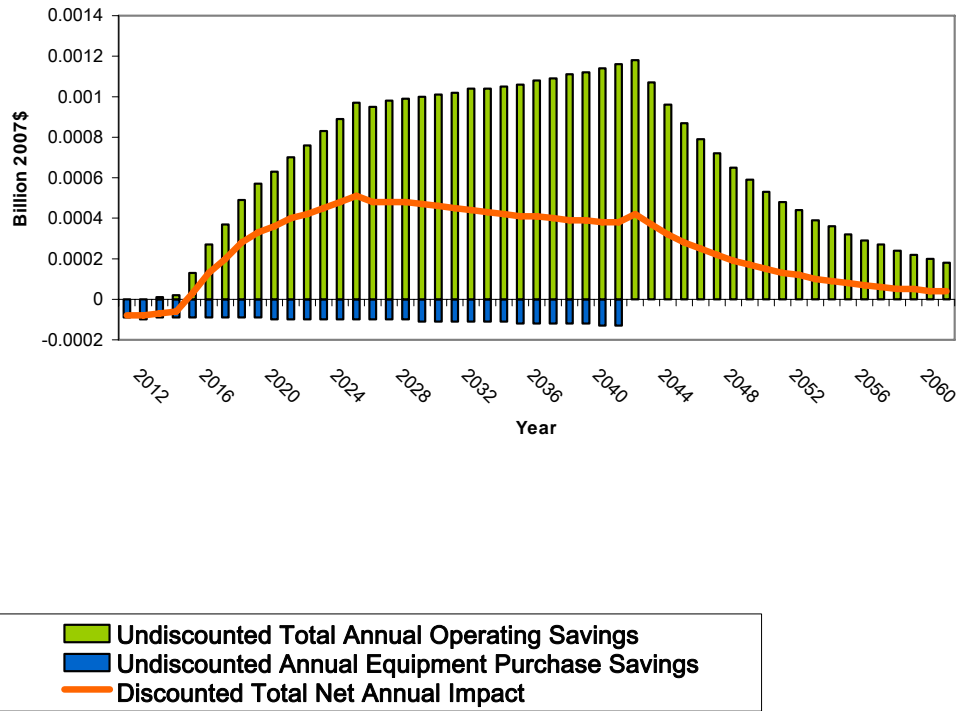


Figure 134 National Annual Costs and Savings for HZO.SC.L, TSL 2

Trial Standard Level
TSL 3
Efficiency Level
Level 7

**Net Savings**

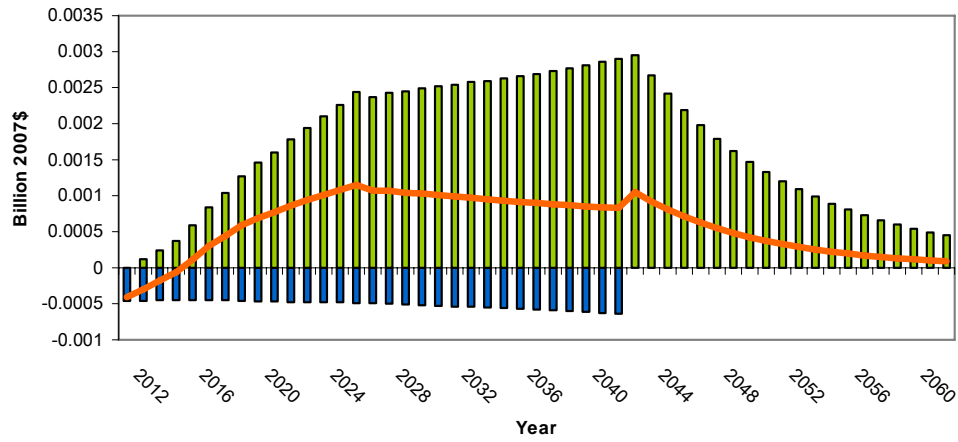


Figure 135 National Annual Costs and Savings for HZO.SC.L, TSL 3

Trial Standard Level
TSL 4, 5
Efficiency Level
Level 8

**Net Savings**

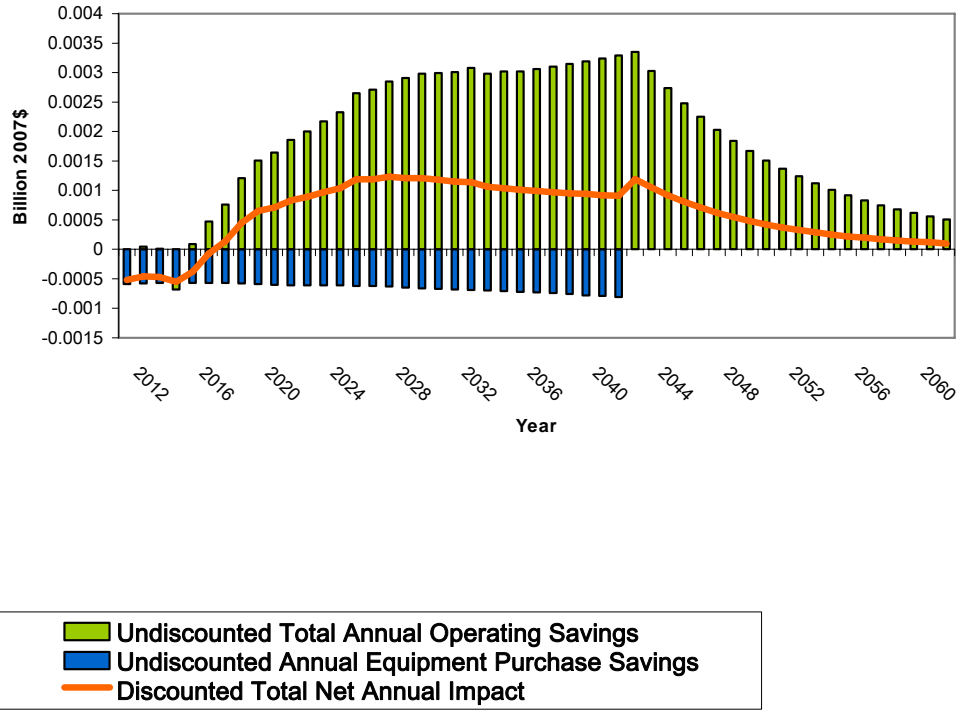
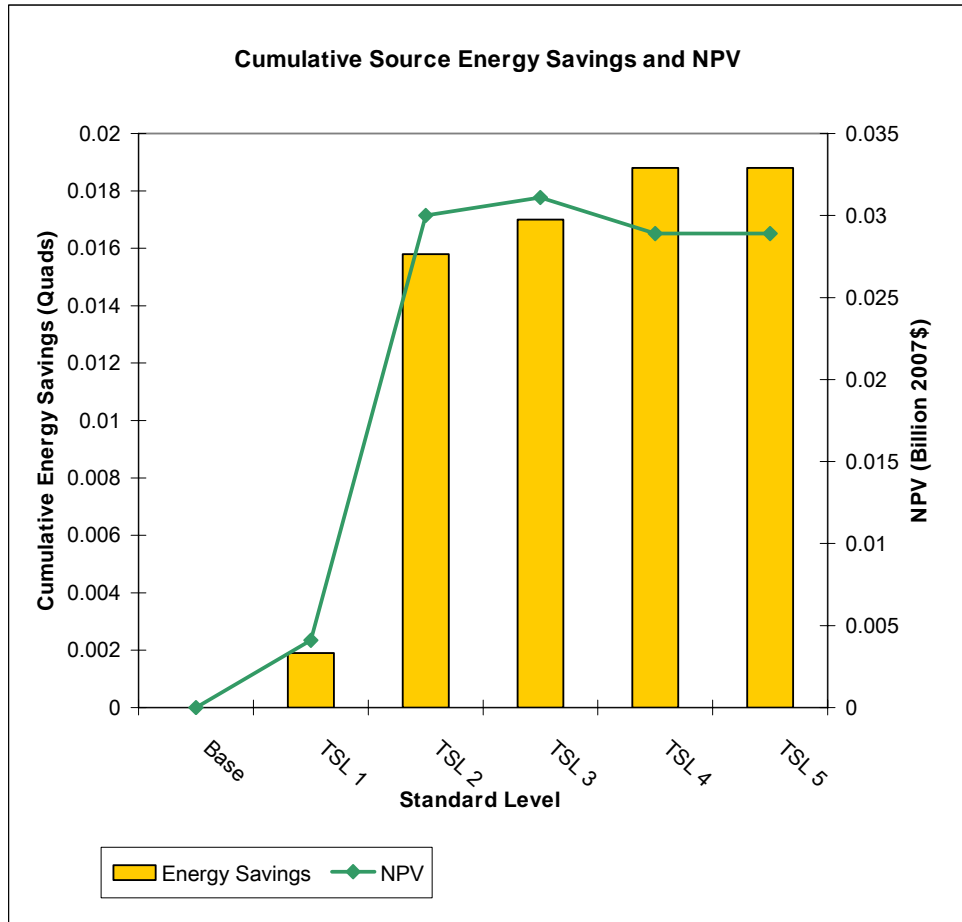


Figure 136 National Annual Costs and Savings for HZO.SC.L, TSL 4, 5

**I.16 HORIZONTAL CLOSED TRANSPARENT.SELF-CONTAINED.ICE CREAM (HCT.SC.I)**



**Figure 137 Cumulative NPV Results for HCT.SC.I Based on a Seven-Percent Discount Rate (Billion 2007\$)**

Trial Standard Level
TSL 1
Efficiency Level
Level 3

**Net Savings**

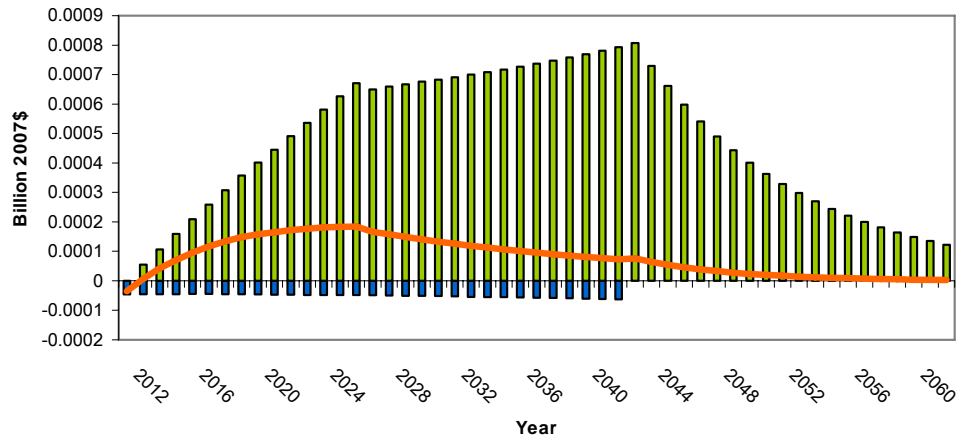


Figure 138 National Annual Costs and Savings for HCT.SC.I, TSL 1

Trial Standard Level
TSL 2
Efficiency Level
Level 4

**Net Savings**

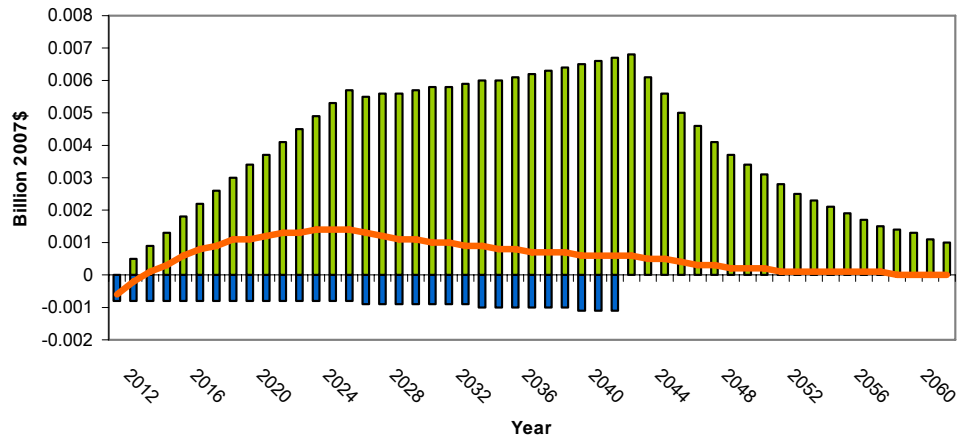
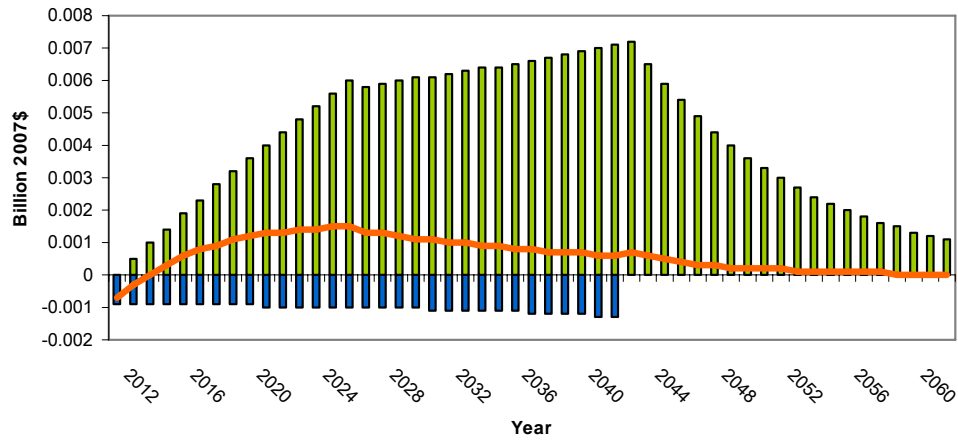


Figure 139 National Annual Costs and Savings for HCT.SC.I, TSL 2

Trial Standard Level
TSL 3
Efficiency Level
Level 5

**Net Savings**



**Figure 140 National Annual Costs and Savings for HCT.SC.I, TSL 3**

Trial Standard Level
TSL 4, 5
Efficiency Level
Level 6

**Net Savings**

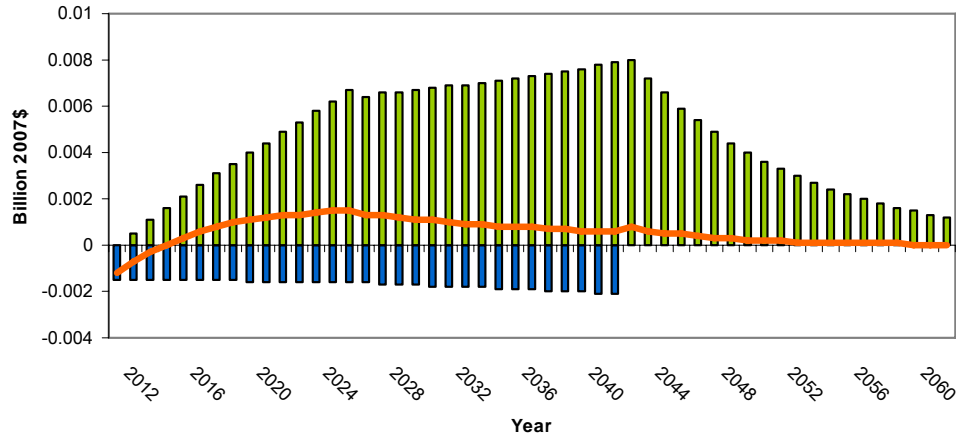
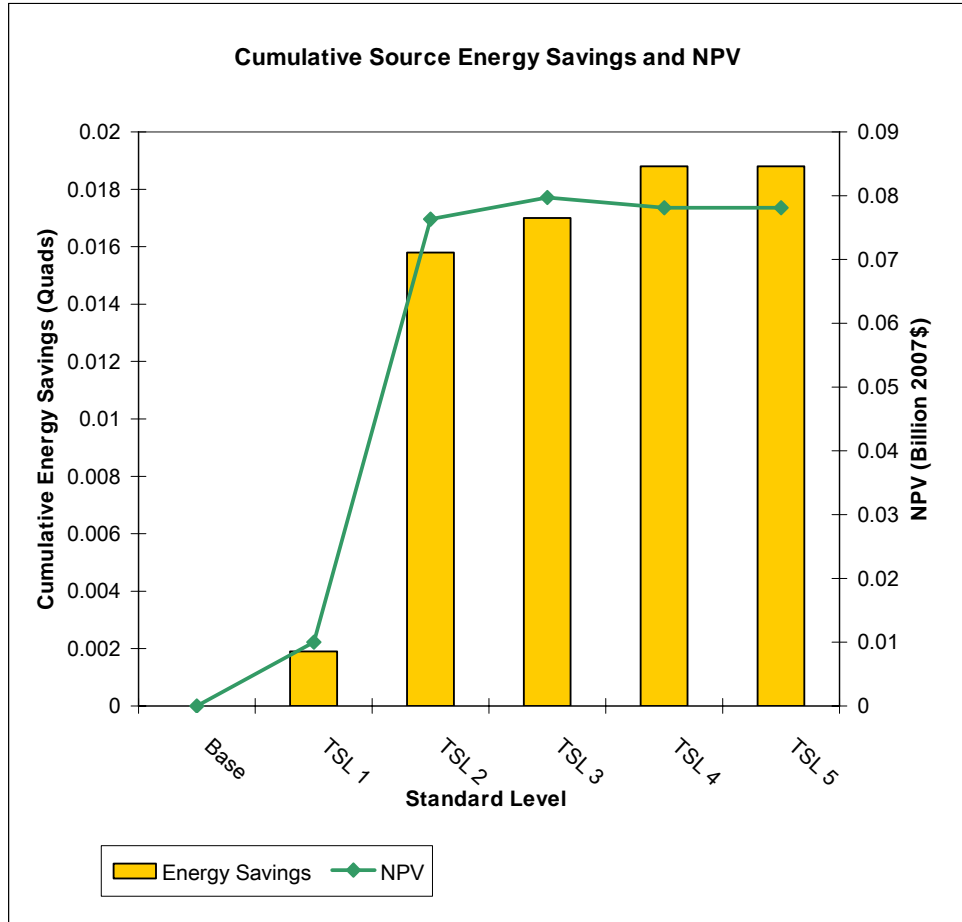


Figure 141 National Annual Costs and Savings for HCT.SC.I, TSL 4, 5



**Figure 142 Cumulative NPV Results for HCT.SC.I Based on a Three-Percent Discount Rate (Billion 2007\$)**

Trial Standard Level
TSL 1
Efficiency Level
Level 3

**Net Savings**

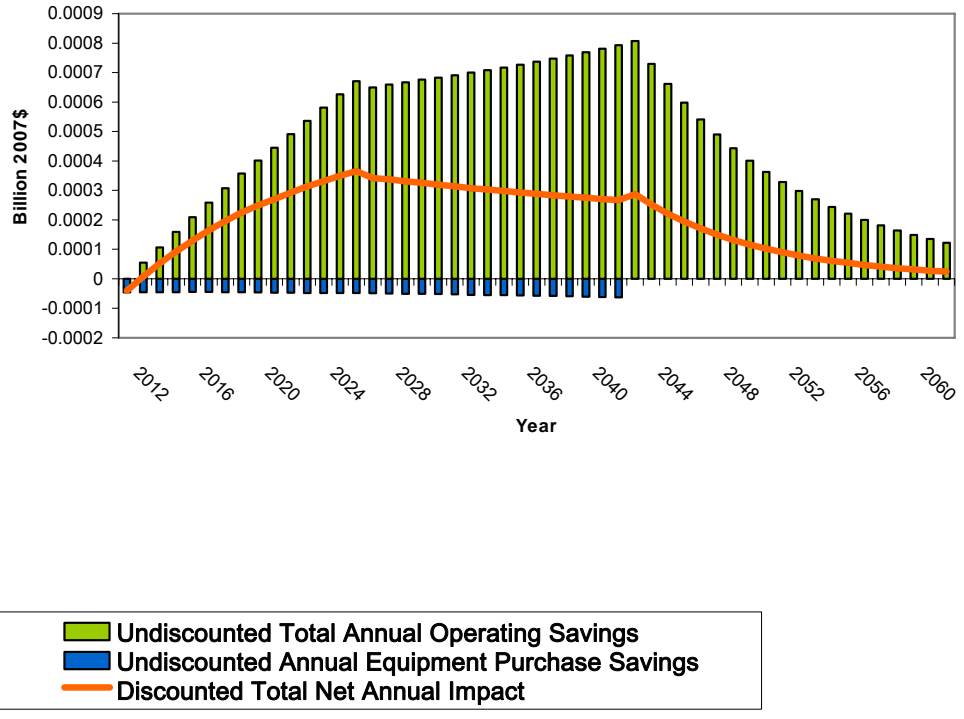
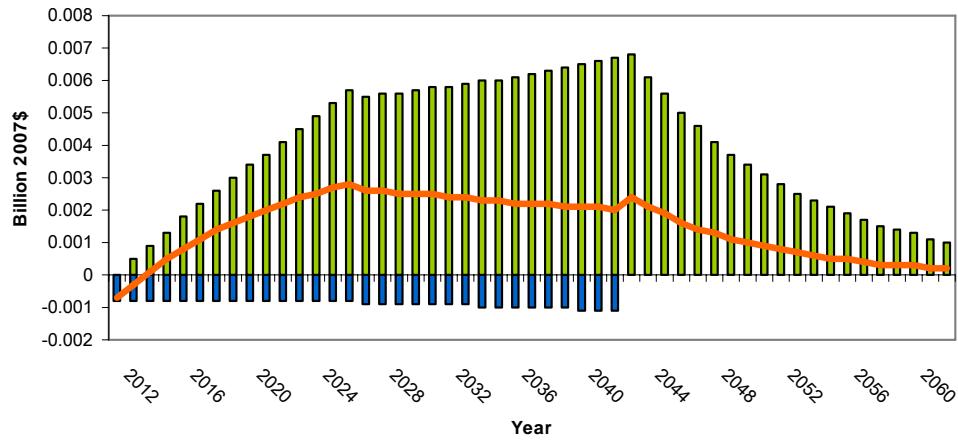


Figure 143 National Annual Costs and Savings for HCT.SC.I, TSL 1

Trial Standard Level
TSL 2
Efficiency Level
Level 4

**Net Savings**



**Figure 144 National Annual Costs and Savings for HCT.SC.I, TSL 2**

Trial Standard Level
TSL 3
Efficiency Level
Level 5

**Net Savings**

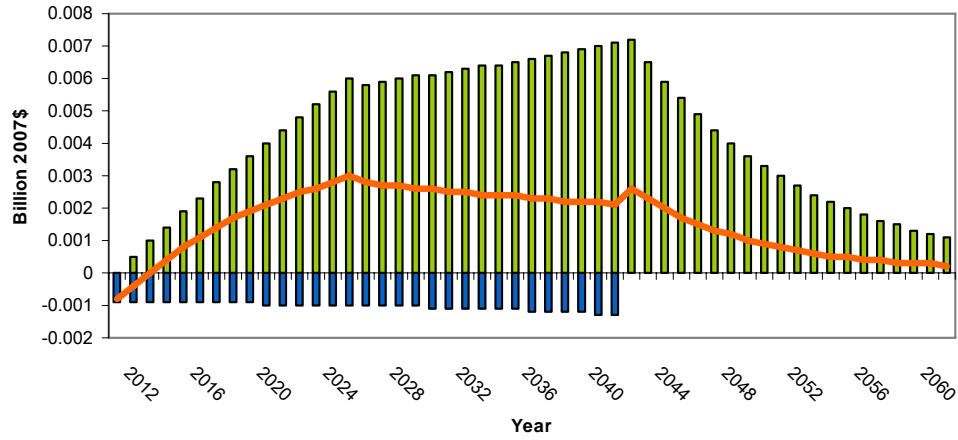


Figure 145 National Annual Costs and Savings for HCT.SC.I, TSL 3

Trial Standard Level
TSL 4, 5
Efficiency Level
Level 6

**Net Savings**

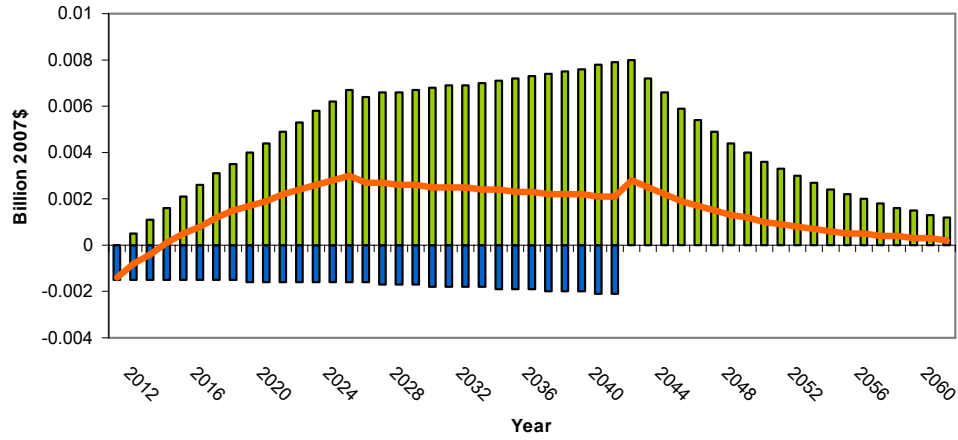


Figure 146 National Annual Costs and Savings for HCT.SC.I, TSL 4, 5