

CHAPTER 14. EMPLOYMENT IMPACT ANALYSIS

TABLE OF CONTENTS

14.1	INTRODUCTION	14-1
14.2	ASSUMPTIONS	14-1
14.3	METHODOLOGY	14-1
14.4	ANALYSIS	14-2
14.5	SUMMARY RESULTS	14-4

LIST OF TABLES

Table 14.5.1	Net National Change in Employment	14-5
--------------	---	------

LIST OF FIGURES

Figure 14.4.1	Employment Impacts of Increased Investment on More-Efficient Furnace and Boilers	14-3
Figure 14.4.2	Employment Impact of Redirected Residential Spending	14-4
Figure 14.5.1	Employment Impacts of Furnace and Boiler Standards	14-5

CHAPTER 14. EMPLOYMENT IMPACT ANALYSIS

14.1 INTRODUCTION

DOE conducted an employment impact analysis for the SNO PR. DOE's employment impact analysis is designed to estimate indirect national job creation or elimination resulting from possible standards, due to reallocation of the associated expenditures for purchasing and operating residential furnaces and boilers. DOE estimated national impacts on major sectors of the U.S. economy, using publicly available data and incorporating different energy price scenarios.

14.2 ASSUMPTIONS

DOE expects furnace and boiler efficiency standards to decrease energy consumption, and therefore to reduce energy expenditures. The savings in energy expenditures may be spent on new investment or not at all (i.e., they may remain "saved"). The standards may increase the purchase price of furnaces and boilers, including the retail price plus sales tax, and increase installation costs.

Using an input/output econometric model of the U.S. economy, this analysis estimated the year-to-year effect of these expenditure impacts on net economic output and employment. A simple model might involve reduced expenditures for energy and reallocation of that money toward other sectors of the economy. DOE intended this analysis to quantify the indirect employment impacts of these expenditure changes. It evaluated direct employment impacts at manufacturers' facilities in the manufacturer impact analysis (see Chapter 12).

14.3 METHODOLOGY

The Pacific Northwest National Laboratory (PNNL) developed a model of the U.S. economy (IMBUILD II) for DOE that focuses on the 98 sectors of the economy most relevant to industrial, commercial, and residential building energy use.¹ IMBUILD was developed as a special-purpose version of the Impact Analysis for Planning (IMPLAN) national input-output model to specifically estimate the employment and income effects of energy efficiency technologies.² IMPLAN is routinely used by more than 1500 clients at all levels of the government, in academia, and in the private sector (<http://www.implan.com/references.html>). Like IMPLAN, IMBUILD II includes structural coefficients to characterize economic flows among different sectors of the economy and track the inter-industry employment impacts resulting from efficiency standards. IMBUILD II calculates the total effect of standards on employment, including job creation or deletion in the manufacturing, commercial, and retail sectors of the economy.

Efficiency standards are represented in IMBUILD II by a combination of capital investment and energy savings. These capital investments and energy savings divert spending away from some business sectors and toward others. Accordingly, IMBUILD II measures the economic effect of a standard as (1) the expansion enjoyed by businesses that receive diverted funds minus (2) the contraction suffered by businesses that lose diverted funds.

IMBUILD II includes a series of input tables that quantify the size of the capital investment and energy savings resulting from efficiency standards. These tables also designate industrial sectors that manufacture efficiency products (and those that lose sales as a result of efficiency standards, including energy supplying firms and utilities).

In the model, different sectors have different levels of labor intensity and so changes in the level of spending (e.g., the effects of an efficiency standard) in one sector of the economy will affect flows in other sectors, which will affect the overall level of employment. For example, furnace standards may reduce energy expenditures and increase equipment prices in the residential, commercial, and industrial sectors. The expenditure changes are likely to reduce commercial and energy sector employment. At the same time, furnace standards may increase commercial sector investment, and increase employment in other sectors of the economy. DOE designed the employment impact analysis to estimate the year-to-year net employment effect of these different expenditure flows.

14.4 ANALYSIS

The results in this section refer to impacts of furnace and boiler standards relative to the base case. DOE disaggregated the impact on jobs into three component effects. Figure 14.4.1 shows the employment impacts of the increased investment on more-efficient furnaces. The increased cost of the equipment leads to higher employment in the furnace manufacturing sector and lower employment in other economic sectors. Because furnace manufacturing is relatively capital-intensive, compared to other sectors of the economy, the net result is a small loss of employment.

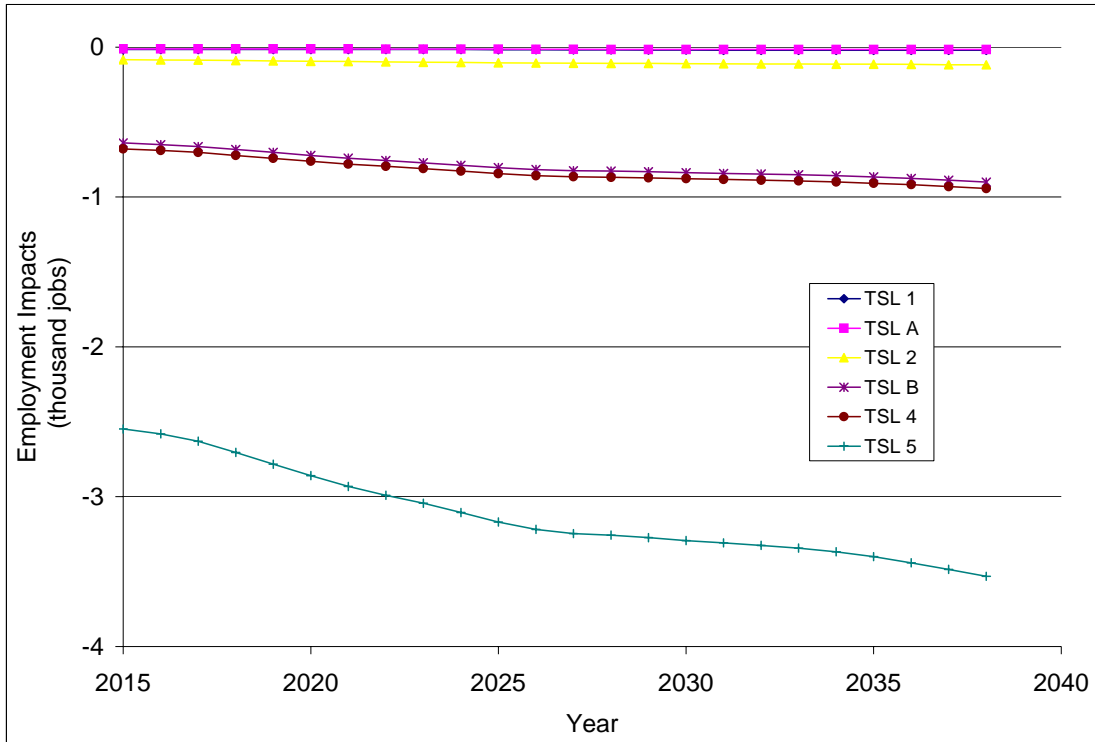


Figure 14.4.1 Employment Impacts of Increased Investment on More-Efficient Furnaces and Boilers

Figure 14.4.2 shows the employment impact of redirected residential spending made possible by appliance energy savings. In this case, the employment impact is positive, increasing employment in the sectors that supply households with consumption inputs.

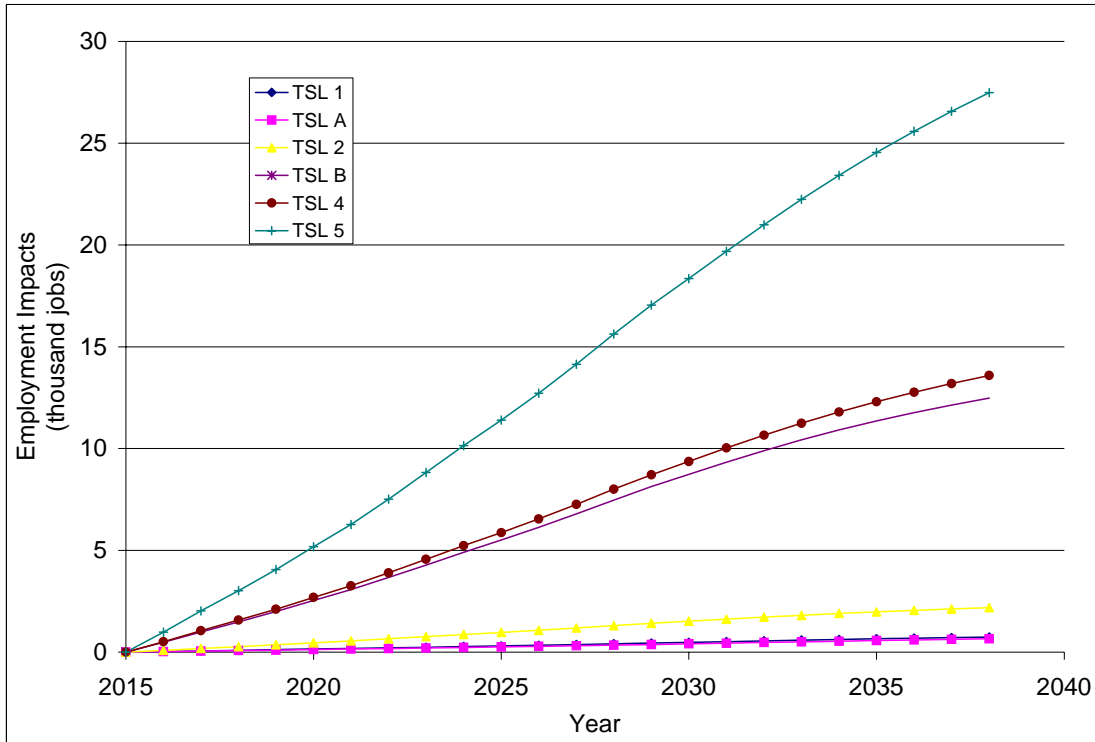


Figure 14.4.2 Employment Impact of Redirected Residential Spending

The change in employment resulting from decreased utility investment and the redirection of funds to other sectors of the economy is negligible. When consumers use less energy resources, energy utilities experience relative reductions in demand which leads to reductions in utility sector investment and employment. The effect on utility employment is small because the utility sector is capital intensive, and the employment per dollar utility revenue is relatively low. Use of these funds by other sectors of the economy tends to more than offset the utility employment impacts, with no significant effect on overall employment.

14.5 SUMMARY RESULTS

Figure 14.5.1 shows the estimated net national employment impacts of each trial standard level. These trial standard levels are discussed in greater detail in Chapter 10. The figure shows, for any given year, the change in the number of jobs in the economy relative to the number of jobs if there were no change in standards (and thus no resulting change in spending and cash flow patterns throughout the economy). Table 14.5.1 shows the net national employment impact in specific years.

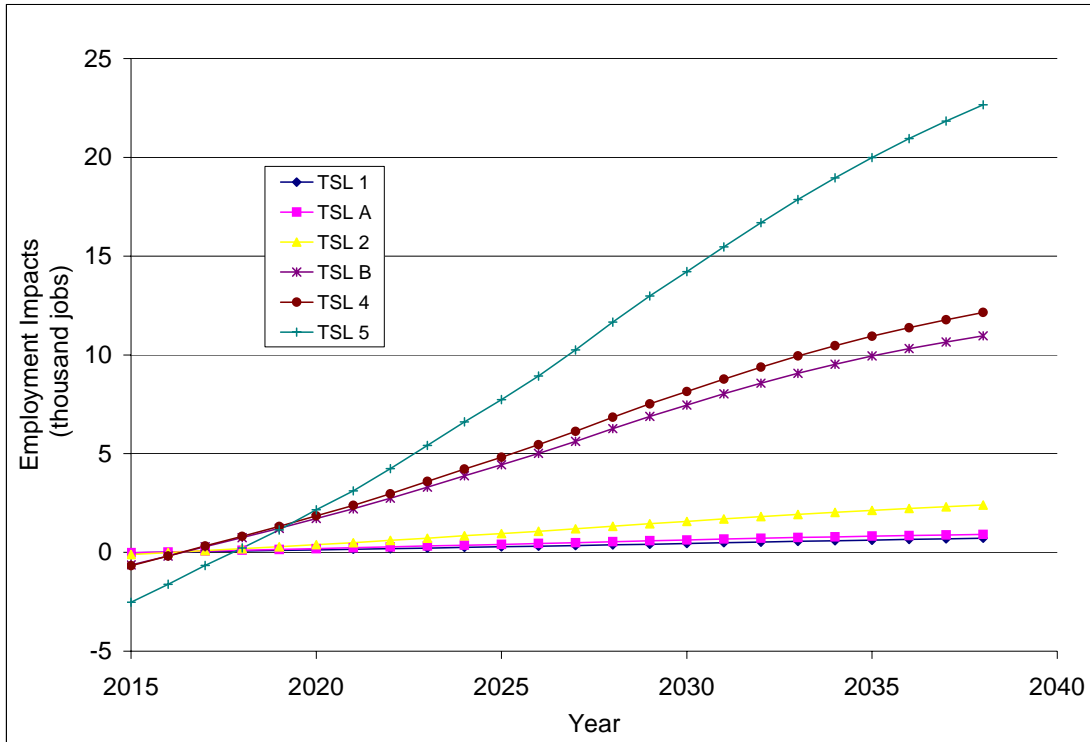


Figure 14.5.1 Employment Impacts of Furnace and Boiler Standards

Table 14.5.1 Net National Change in Employment

Trial Standard Level	2015 (thousands)	2020 (thousands)	2030 (thousands)	2038 (thousands)
TSL1	-0.02	0.13	0.45	0.71
TSLA	-0.02	0.19	0.63	0.92
TSL2	-0.10	0.39	1.57	2.40
TSLB	-0.64	1.71	7.46	10.97
TSL4	-0.67	1.85	8.15	12.15
TSL5	-2.52	2.15	14.21	26.91

REFERENCES

1. Scott, M. J., D. J. Hostick, and D. B. Belzer. *ImBuild: Impact of Building Energy Efficiency Programs*. April, 1998. Pacific Northwest National Laboratory. Richland, WA. Report No. PNNL-11884. Prepared for the U.S. Department of Energy under Contract DE-AC06-76RLO 1830.
2. Minnesota IMPLAN Group Inc. *IMPLAN Professional: User's Guide, Analysis Guide, Data Guide*. 1997. Stillwater, MN.