



2008 Chevrolet Tahoe-5170 Hybrid BOT Battery Test Results



Hybrid System Specifications

Battery Specifications

Manufacturer: Cobasys
Type: Nickel-Metal Hydride
Number of Modules: 240
Weight of Pack: 145 lbs
Module Weight: 0.55 lbs
Nominal Module Voltage: 1.2 V
Nominal System Voltage: 288 V
Nominal Pack Capacity: 6.5 Ah

Vehicle Specifications

Manufacturer: Chevrolet
Model: Tahoe
Year: 2008
Number of Motors¹: 2
Motor Power Rating²: 60 kW
VIN #: 1GNFC13568R215170

Battery Lab Test Results

HPPC Test

Peak Pulse Discharge Power @ 10s³: 28.0 kW
Peak Pulse Discharge Power @ 1s³: 37.1 kW
Peak Pulse Charge Power @ 10s³: 24.7 kW
Peak Pulse Charge Power @ 1s³: 32.8 kW
Maximum Cell Charge Voltage: 1.49 V
Minimum Cell Discharge Voltage: 1.0 V

Static Capacity Test

Measured Average Capacity: 4.77 Ah
Measured Average Energy Capacity: 1750 Wh

Vehicle Mileage and Testing Date

Vehicle Odometer: 543 mi
Date of Test: April 16, 2008

Analysis Notes:

1. Motor refers to any motor capable of supplying traction power.
2. Motor power rating refers to the manufacturer's peak power rating for the motor(s) supplying traction power.
3. Calculated value based on selected battery voltage limits and at 50% SOC.

Test Results

Test results for the beginning-of-test battery testing are provided herein. Battery test results include those from the Static Capacity Test and the Hybrid Pulse Power Characterization (HPPC) Test¹.

Static Capacity Test Results

Static capacity test results are summarized in the fact sheet. The test was performed on April 16, 2008 with a vehicle odometer reading of 543 miles. The measured average C/1-rate capacity was 4.77 Ah compared with the manufacturer's rated capacity of 6.5 Ah. The measured average energy capacity was 1750 Wh.

Figure 1 is a graph of battery voltage versus energy discharged. This graph illustrates the voltage values during the constant current discharge versus the cumulative energy discharged from the battery at a C/1 discharge rate.

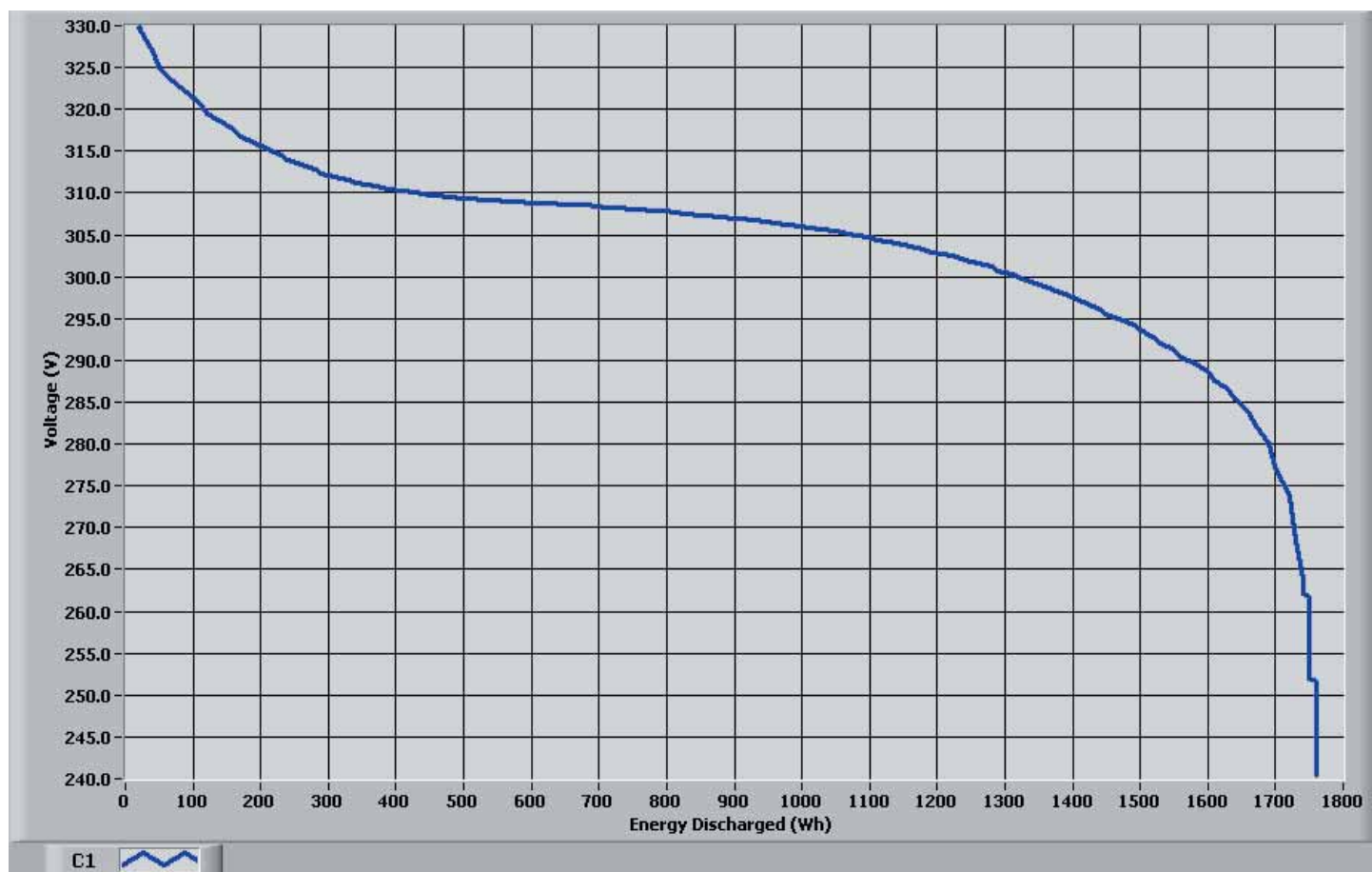


Figure 1
Voltage vs. Energy Discharged

1. Static Capacity and Hybrid Pulse Power Characterization test procedures were performed in accordance with FreedomCAR Battery Test Manual for Power-Assist Hybrid Vehicles, DOE/ID-11069, October 2003 procedures 3.2 and 3.3 respectively.

HPPC Test Results

HPPC test results are summarized in the fact sheet. The peak pulse discharge power at 10 seconds and 1 second into the pulse are 28.0 kW and 37.1 kW at 50% SOC respectively. The peak pulse charge power at 10 seconds and 1 second into the pulse are 24.7 kW and 32.8 kW at 50% SOC respectively. The maximum and minimum cell voltages used for this analysis were 1.49 V and 1.0 V respectively.

Figures 2 and 4 illustrate the battery's charge and discharge pulse resistance graphs which show internal resistance at various depths of discharge. Each curve represents the resistance at the end of the specified pulse interval.

Figures 3 and 5 illustrate the battery's charge and discharge pulse power graphs which show the useable power at various depths of discharge. Each curve represents the pulse power at the end of the specified pulse interval at the cell voltage limits.

Figure 6 is a plot of the battery's HPPC 10 second pulse power as a function of state of charge. The graph shows the power values over the range of state of charge as well as the DOE target performance goals of 25 kW discharge power and 20 kW regenerative power for a hybrid minimum power assist battery. The battery does meet the DOE power performance goals for battery state of charge range of 81-30% at the time of testing.

Figure 7 is a plot of the battery's useable energy as a function of power. The x-axis indicates a desired discharge or charge power level and the y-axis indicates the useable energy at that power. The dashed horizontal line shows the DOE Minimum Power Assist HEV energy performance goal of 300 Wh. The dashed vertical line shows the DOE Minimum Power Assist power performance goal of 25 kW. The Tahoe battery's useable energy curve falls above and to the right of the intersection of the DOE energy and power performance goals. The maximum power that can be delivered while meeting the DOE energy performance goal is 27.8 kW at 300 Wh. The maximum energy that can be delivered while meeting the DOE power performance goal is 950 Wh at 25 kW. This indicates that at the time of testing, the Tahoe battery performance was above the DOE performance goals.

These tests were performed for DOE's Advanced Vehicle Testing Activity (AVTA). The AVTA, part of DOE's Vehicle Technology Program, is conducted by the Idaho National Laboratory and Electric Transportation Engineering Corporation.

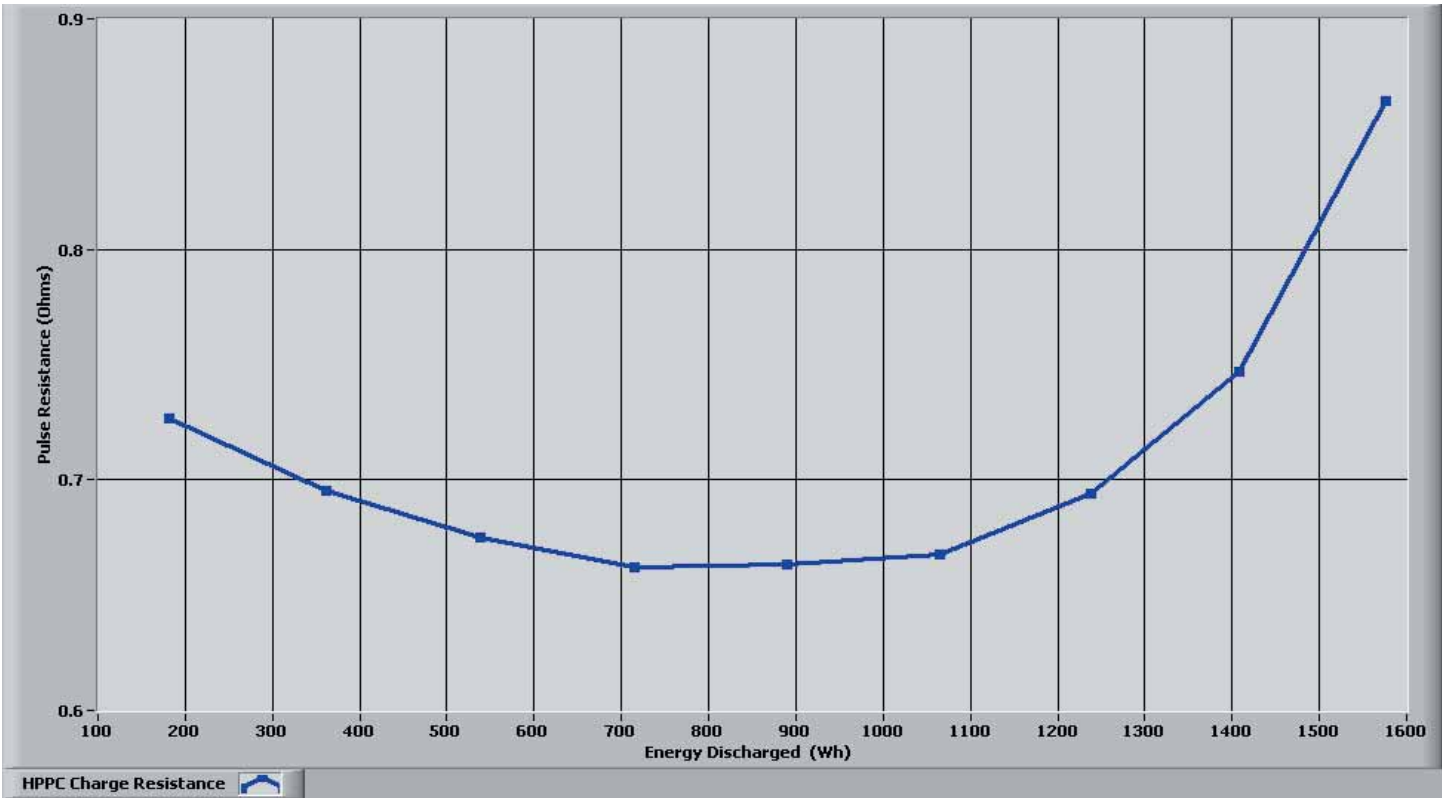


Figure 2
Charge Pulse Resistance vs. Energy Discharged

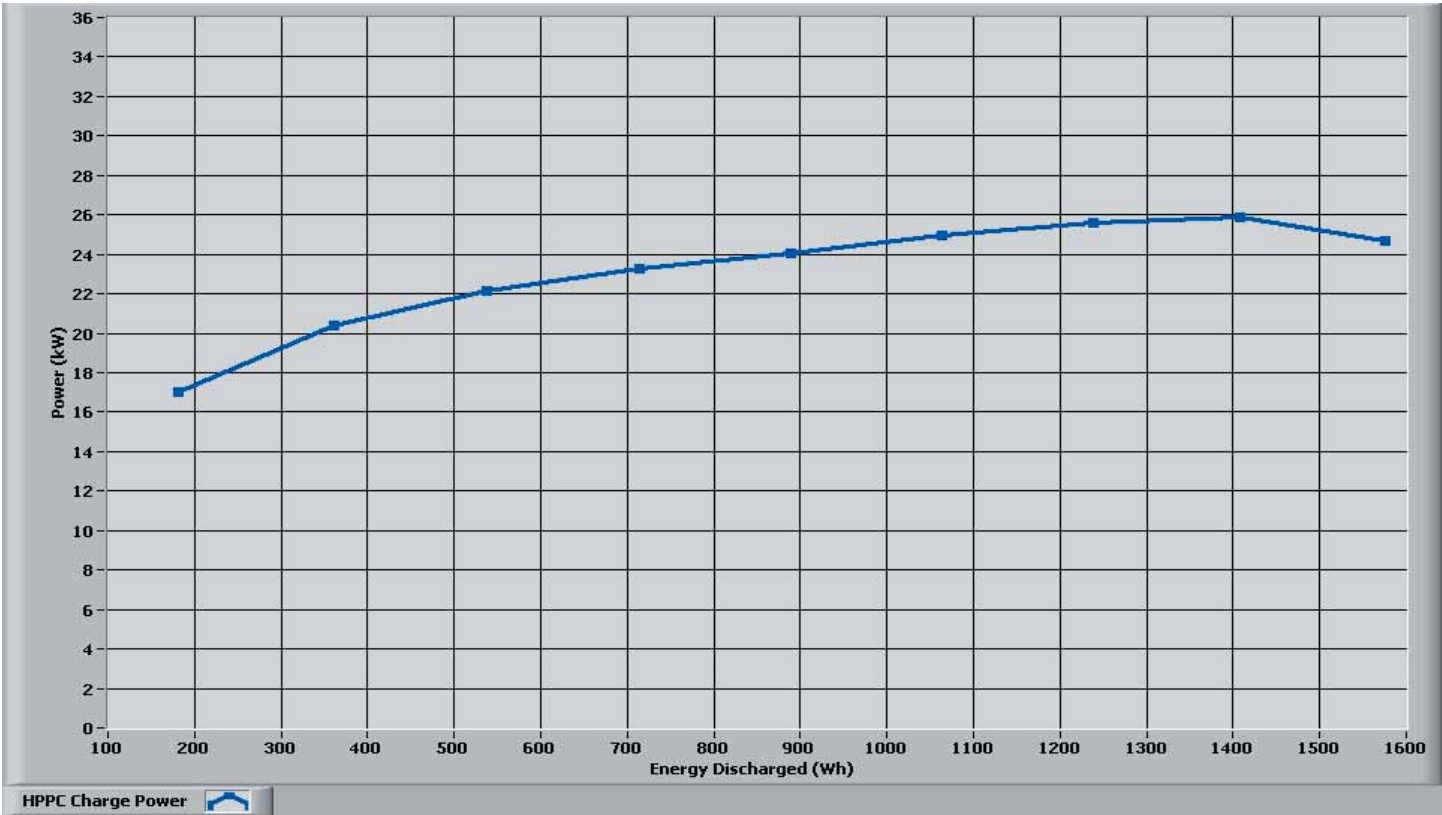


Figure 3
Charge Pulse Power vs. Energy Discharged

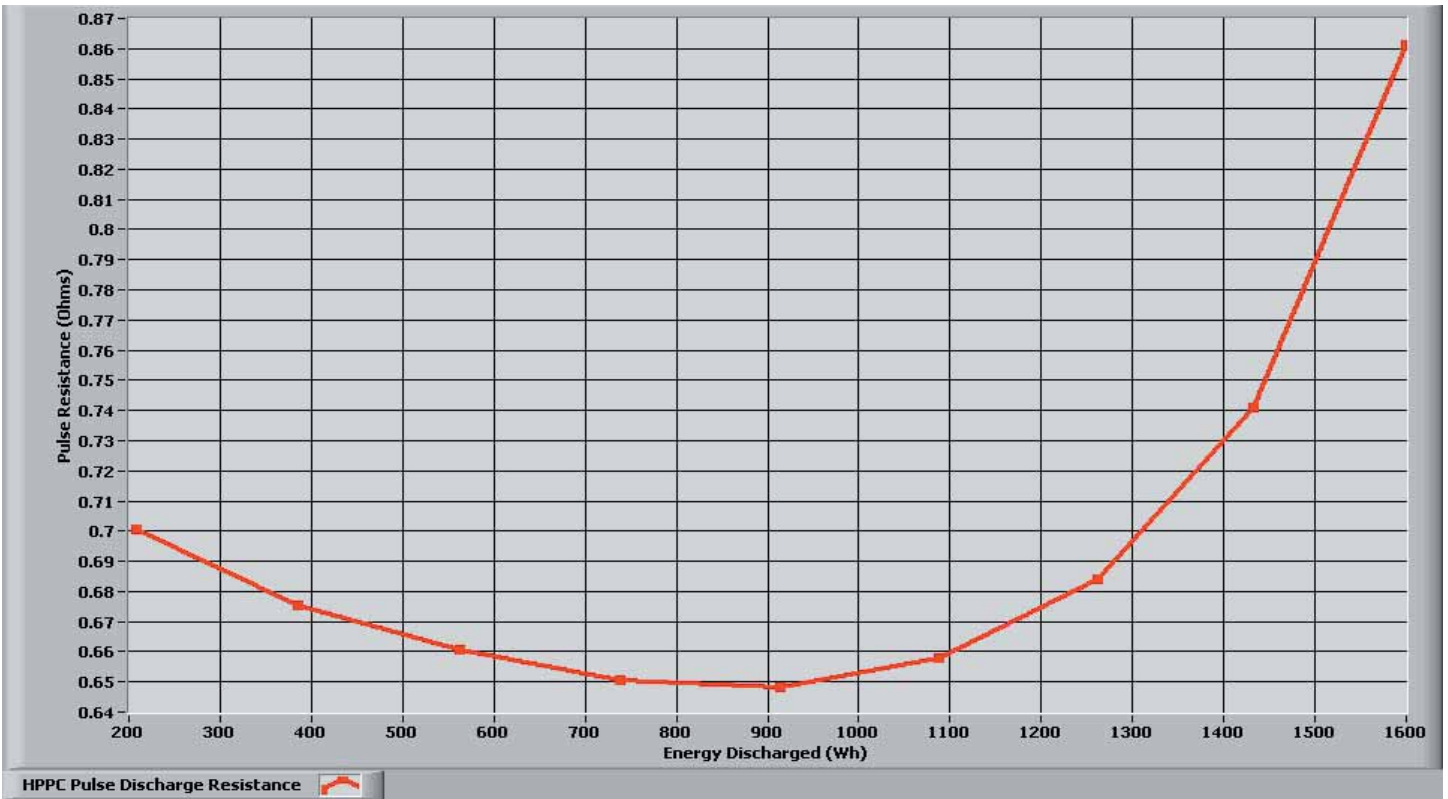


Figure 4
Discharge Pulse Resistance vs. Energy Discharged

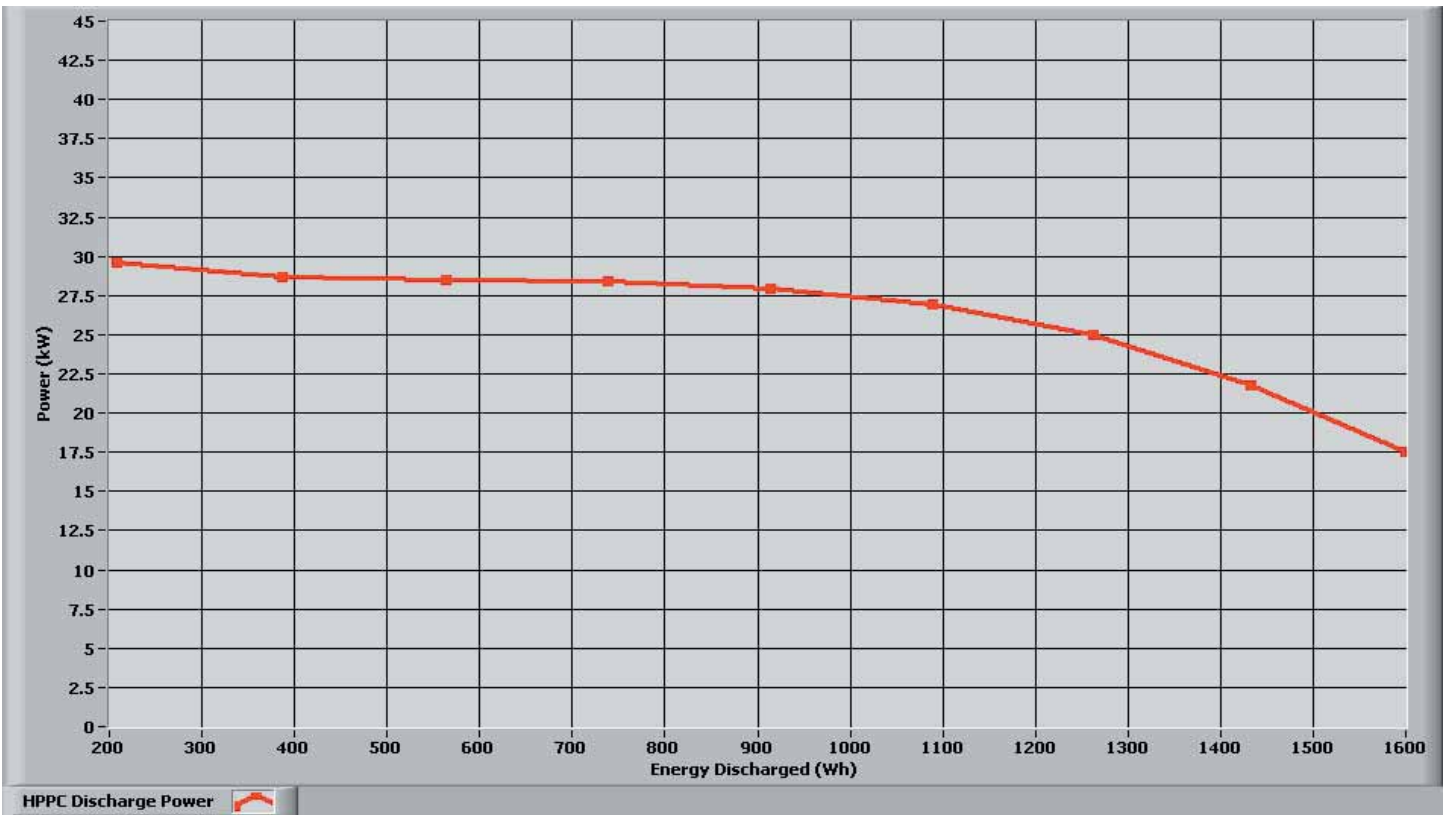


Figure 5
Discharge Pulse Power vs. Energy Discharged

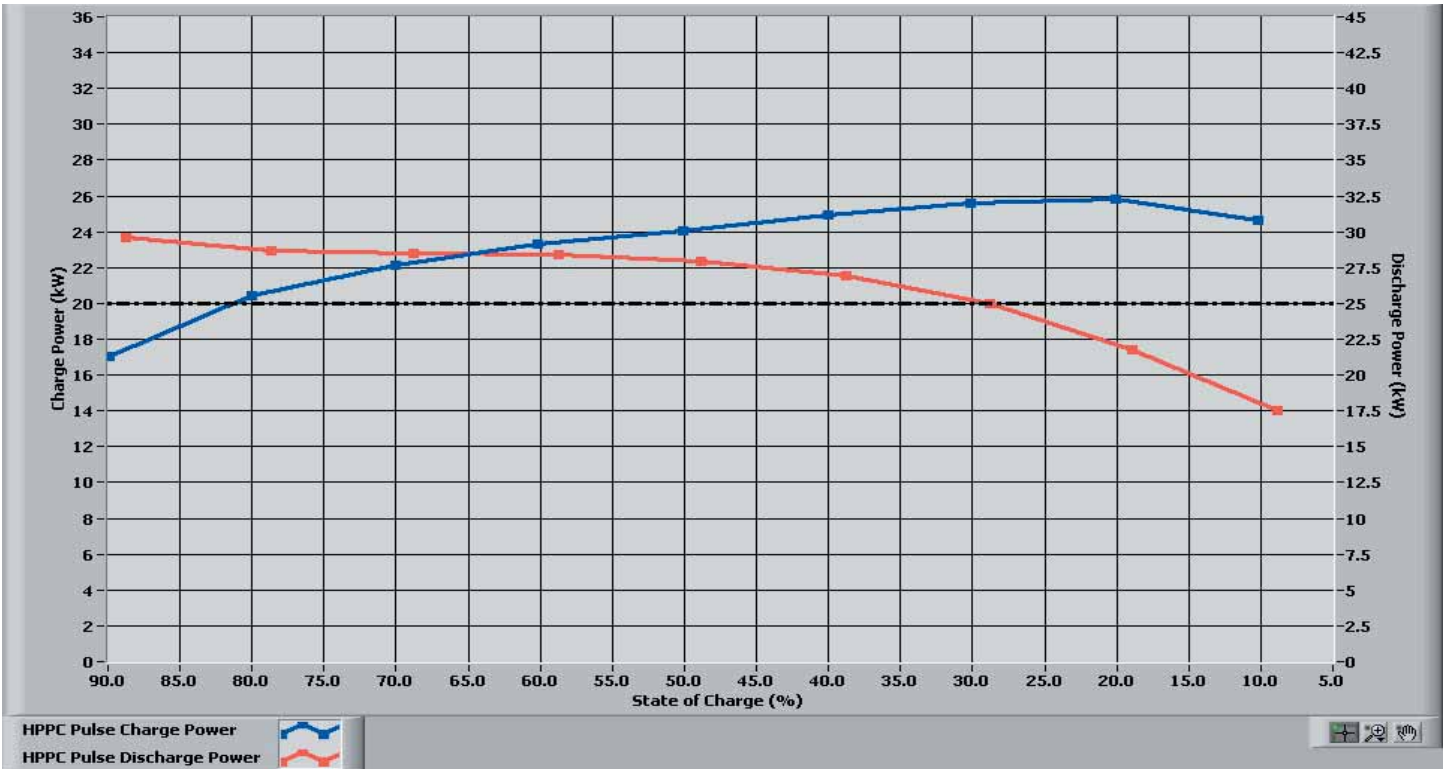


Figure 6
Peak Power Values with DOE Performance Goals

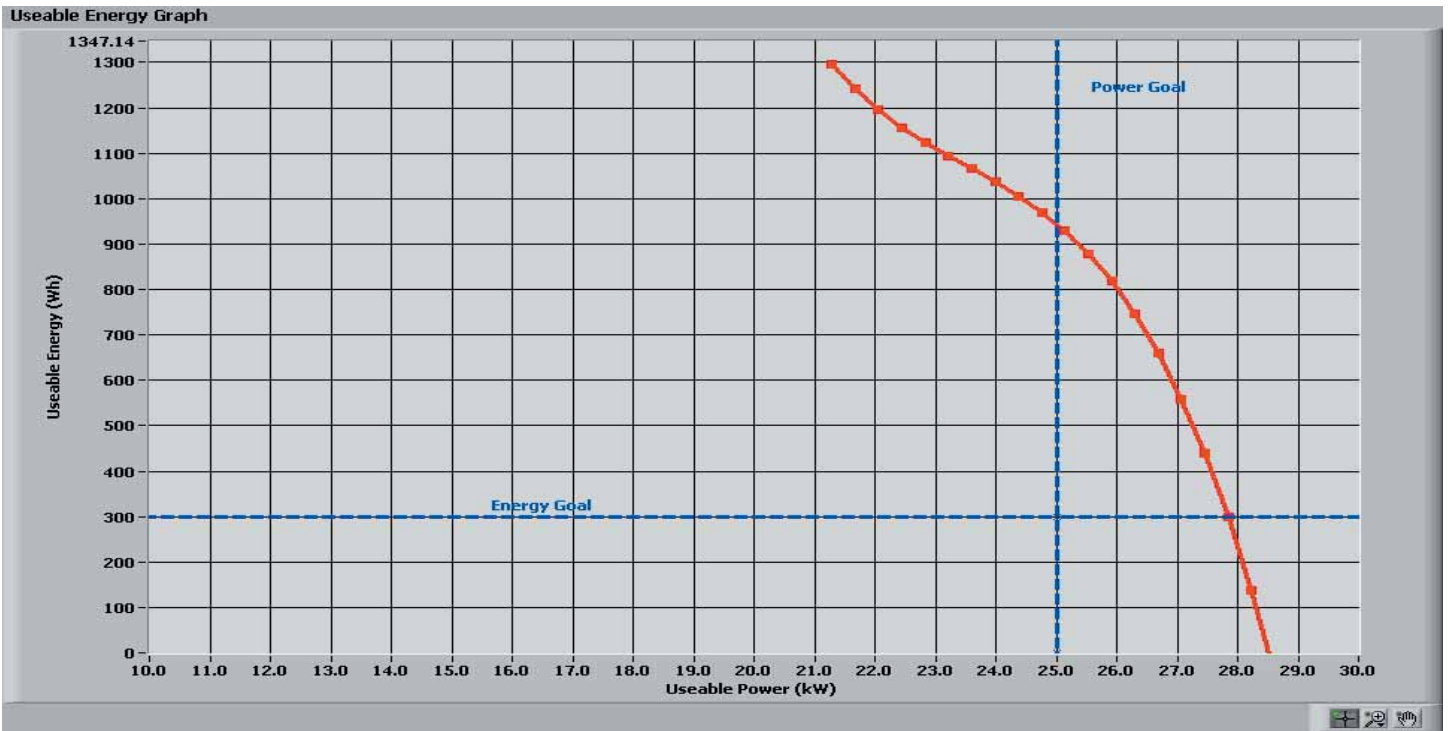


Figure 7
Useable Energy