

FreedomCAR and Vehicle Technologies Program



Multi-Year Program Plan

2006 - 2011



U.S. Department of Energy

**Energy Efficiency
and Renewable Energy**

Bringing you a prosperous future where energy
is clean, abundant, reliable, and affordable

This report was prepared as an account of work sponsored by an agency of the United States Government. Neither the United States government nor any agency thereof, nor any of their employees, makes any warranty, express or implied, or assumes any legal liability or responsibility for the accuracy, completeness, or usefulness of any information, apparatus, product, or process disclosed, or represents that its use would not infringe privately owned rights. Reference herein to any specific commercial product, process, or service by trade name, trademark, manufacturer, or otherwise, does not necessarily constitute or imply its endorsement, recommendation, or favoring by the United States Government or any agency thereof. The views and opinions of authors expressed herein do not necessarily state or reflect those of the United States Government or any agency thereof.





MULTI-YEAR PROGRAM PLAN

FreedomCAR and Vehicle Technologies Program


September 2006

**U.S. Department of Energy
Office of Energy Efficiency and Renewable Energy
FreedomCAR and Vehicle Technologies Program**





This page intentionally left blank.



Contents

LIST OF FIGURES	ix
LIST OF TABLES	xi
INTRODUCTION: Program Manager’s Outlook	xiii
EXECUTIVE SUMMARY	ES-1

Section 1: PROGRAM OVERVIEW

1.1 External Assessment and Market Overview	1-2
1.2 Internal Assessment, Program History and Progress	1-5
1.3 Program Justification & Federal Role	1-11
1.4 Program Vision.....	1-14
1.5 Program Mission.....	1-14
1.6 Program Approach.....	1-15
1.7 Program Performance Goals.....	1-18
1.8 Program Strategic Goals.....	1-21
1.9 Program Outputs.....	1-21
1.10 Program Outcomes	1-22

Section 2: Program Critical Functions

2.1 Program Structure	2-1
2.2 Portfolio Decision-Making Process.....	2-4
2.3 Program Analysis.....	2-13
2.4 Performance Measurement	2-17
2.5 Performance Assessment.....	2-20
2.6 Logic Models.....	2-22
2.7 Program Benefits.....	2-25
2.8 Relationship to Other EERE, DOE and Federal Programs	2-31

Section 3: Technology Research, Development and/or Deployment Plan

3.1 Vehicle Systems	3.1-1
3.1.1 Simulation and Technology Validation	3.1-2
3.1.1.1 External Assessment and Element Market Overview	3.1-2
3.1.1.2 Internal Assessment and Program History	3.1-2
3.1.1.3 Federal Role.....	3.1-3
3.1.1.4 Approach	3.1-3
3.1.1.5 Performance Goals	3.1-6
3.1.1.6 Strategic Goals	3.1-7
3.1.1.7 Market Challenges and Barriers	3.1-7
3.1.1.8 Technical (Non-Market) Challenges/Barriers.....	3.1-7
3.1.1.9 Strategies for Overcoming Barriers/Challenges	3.1-8
3.1.1.10 Tasks	3.1-8
3.1.1.11 Milestones & Decision Points	3.1-9

3.1.2	<i>Heavy Vehicle Systems R&D</i>	3.1-11
3.1.2.1	External Assessment and Element Market Overview	3.1-11
3.1.2.2	Internal Assessment and Program History	3.1-11
3.1.2.3	Federal Role.....	3.1-11
3.1.2.4	Approach	3.1-12
3.1.2.5	Performance Goals	3.1-18
3.1.2.6	Strategic Goals	3.1-20
3.1.2.7	Market Challenges and Barriers	3.1-20
3.1.2.8	Technical (Non-Market) Challenges/Barriers.....	3.1-21
3.1.2.9	Strategies for Overcoming Barriers/Challenges	3.1-21
3.1.2.10	Tasks	3.1-21
3.1.2.11	Milestones & Decision Points	3.1-24
3.1.3	<i>Light Vehicle Systems R&D</i>	3.1-25
3.1.3.1	External Assessment and Element Market Overview	3.1-25
3.1.3.2	Internal Assessment and Program History	3.1-26
3.1.3.3	Federal Role.....	3.1-26
3.1.3.4	Approach	3.1-27
3.1.3.5	Performance Goals	3.1-27
3.1.3.6	Strategic Goals	3.1-27
3.1.3.7	Market Challenges and Barriers	3.1-28
3.1.3.8	Technical (Non-Market) Challenges/Barriers.....	3.1-28
3.1.3.9	Strategies for Overcoming Barriers/Challenges	3.1-28
3.1.3.10	Tasks	3.1-28
3.1.3.11	Milestones & Decision Points	3.1-29
3.2	<i>Hybrid and Electric Propulsion</i>	3.2-1
3.2.1	External Assessment and Element Market Overview	3.2-1
3.2.2	Internal Assessment and Program History	3.2-4
3.2.3	Federal Role	3.2-5
3.2.4	Approach	3.2-6
3.2.5	Performance Goals	3.2-9
3.2.6	Strategic Goals	3.2-15
3.2.7	Market Challenges and Barriers3.....	3.2-15
3.2.8	Technical (Non-Market) Challenges/Barriers3	3.2-16
3.2.9	Strategies for Overcoming Barriers/Challenges3	3.2-17
3.2.10	Tasks.....	3.2-20
3.2.11	Milestones & Decision Points	3.2-24
3.3	<i>Advanced Combustion Engines and Fuels</i>	3.3-1
3.3.1	<i>Combustion and Emission R&D</i>	3.3-2
3.3.1.1	External Assessment and Element Market Overview	3.3-2
3.3.1.2	Internal Assessment and Program History	3.3-2
3.3.1.3	Federal Role.....	3.3-3
3.3.1.4	Approach	3.3-3
3.3.1.5	Performance Goals	3.3-4

3.3.1.6	Strategic Goals	3.3-4
3.3.1.7	Market Challenges and Barriers	3.3-4
3.3.1.8	Technical (Non-Market) Challenges/Barriers.....	3.3-5
3.3.1.9	Strategies for Overcoming Barriers/Challenges	3.3-6
3.3.1.10	Tasks	3.3-9
3.3.1.11	Milestones & Decision Points	3.3-10
3.3.2	<i>Heavy Truck Engine R&D.....</i>	3.3-11
3.3.2.1	External Assessment and Element Market Overview	3.3-11
3.3.2.2	Internal Assessment and Program History	3.3-11
3.3.2.3	Federal Role.....	3.3-11
3.3.2.4	Approach	3.3-12
3.3.2.5	Performance Goals	3.3-12
3.3.2.6	Strategic Goals	3.3-12
3.3.2.7	Market Challenges and Barriers	3.3-12
3.3.2.8	Technical (Non-Market) Challenges/Barriers.....	3.3-13
3.3.2.9	Strategies for Overcoming Barriers/Challenges	3.3-13
3.3.2.10	Tasks	3.3-15
3.3.2.11	Milestones & Decision Points	3.3-16
3.3.3	<i>Fuels for Advanced Combustion Engines.....</i>	3.3-17
3.3.3.1	External Assessment and Element Market Overview	3.3-17
3.3.3.2	Internal Assessment and Program History	3.3-18
3.3.3.3	Federal Role.....	3.3-19
3.3.3.4	Approach	3.3-19
3.3.3.5	Performance Goals	3.3-20
3.3.3.6	Strategic Goals	3.3-21
3.3.3.7	Market Challenges and Barriers	3.3-21
3.3.3.8	Technical (Non-Market) Challenges/Barriers.....	3.3-22
3.3.3.9	Strategies for Overcoming Barriers/Challenges	3.3-23
3.3.3.10	Tasks	3.3-24
3.3.3.11	Milestones & Decision Points	3.3-25
3.3.4	<i>Waste Heat Recovery.....</i>	3.3-26
3.3.4.1	External Assessment and Element Market Overview	3.3-26
3.3.4.2	Internal Assessment and Program History	3.3-27
3.3.4.3	Federal Role.....	3.3-28
3.3.4.4	Approach	3.3-28
3.3.4.5	Performance Goals	3.3-28
3.3.4.6	Strategic Goals	3.3-29
3.3.4.7	Market Challenges and Barriers	3.3-29
3.3.4.8	Technical (Non-Market) Challenges/Barriers.....	3.3-29
3.3.4.9	Strategies for Overcoming Barriers/Challenges	3.3-30
3.3.4.10	Tasks	3.3-31
3.3.4.11	Milestones & Decision Points	3.3-32
3.3.5	<i>Health Impacts</i>	3.3-33
3.3.5.1	External Assessment and Element Market Overview	3.3-33
3.3.5.2	Internal Assessment and Program History	3.3-34

3.3.5.3	Federal Role.....	3.3-34
3.3.5.4	Approach	3.3-34
3.3.5.5	Performance Goals	3.3-35
3.3.5.6	Strategic Goals	3.3-35
3.3.5.7	Market Challenges and Barriers	3.3-35
3.3.5.8	Technical (Non-Market) Challenges/Barriers.....	3.3-35
3.3.5.9	Strategies for Overcoming Barriers/Challenges	3.3-36
3.3.5.10	Tasks	3.3-37
3.3.5.11	Milestones & Decision Points	3.3-38
3.4	<i>Materials Technologies</i>	3.4-1
3.4.1	External Assessment and Element Market Overview	3.4-2
3.4.2	Internal Assessment and Program History	3.4-2
3.4.3	Federal Role	3.4-4
3.4.4	Approach	3.4-5
3.4.5	Performance Goals	3.4-6
3.4.6	Strategic Goals	3.4-9
3.4.7	Market Challenges and Barriers.....	3.4-9
3.4.8	Technical (Non-Market) Challenges/Barriers	3.4-9
3.4.9	Strategies for Overcoming Barriers/Challenges	3.4-10
3.4.10	Tasks.....	3.4-15
3.4.11	Milestones & Decision Points	3.4-24
3.5	<i>Technology Introduction</i>	3.5-1
3.5.1	<i>Legislative and Rulemaking</i>	3.5-1
3.5.1.1	External Assessment and Element Market Overview	3.5-1
3.5.1.2	Internal Assessment and Program History	3.5-2
3.5.1.3	Federal Role.....	3.5-3
3.5.1.4	Approach	3.5-3
3.5.1.5	Performance Goals	3.5-3
3.5.1.6	Strategic Goals	3.5-4
3.5.1.7	Market Challenges and Barriers	3.5-4
3.5.1.8	Technical (Non-Market) Challenges/Barriers.....	3.5-5
3.5.1.9	Strategies for Overcoming Barriers/Challenges	3.5-6
3.5.1.10	Tasks	3.5-7
3.5.1.11	Milestones & Decision Points	3.5-8
3.5.2	<i>Clean Cities/Voluntary Technology Deployment</i>	3.5-9
3.5.2.1	External Assessment and Element Market Overview	3.5-9
3.5.2.2	Internal Assessment and Program History.....	3.5-9
3.5.2.3	Federal Role.....	3.5-10
3.5.2.4	Approach.....	3.5-10
3.5.2.5	Performance Goals	3.5-10
3.5.2.6	Strategic Goals	3.5-11
3.5.2.7	Market Challenges and Barriers	3.5-11
3.5.2.8	Technical (Non-Market) Challenges/Barriers.....	3.5-11

3.5.2.9	Strategies for Overcoming Barriers/Challenges	3.5-12
3.5.2.10	Tasks	3.5-12
3.5.2.11	Milestones & Decision Points	3.5-12
3.5.2	<i>Graduate Automotive Technology Education (GATE) and Advanced Vehicle Competitions</i>	<i>3.5-13</i>
3.5.2.1	External Assessment and Element Market Overview	3.5-13
3.5.2.2	Internal Assessment and Program History.....	3.5-13
3.5.2.3	Federal Role.....	3.5-14
3.5.2.4	Approach.....	3.5-14
3.5.2.5	Performance Goals	3.5-15
3.5.2.6	Strategic Goals	3.5-16
3.5.2.7	Market Challenges and Barriers	3.5-16
3.5.2.8	Technical (Non-Market) Challenges/Barriers.....	3.5-16
3.5.2.9	Strategies for Overcoming Barriers/Challenges	3.5-16
3.5.2.10	Tasks	3.5-17
3.5.2.11	Milestones & Decision Points	3.5-18
 Section 4: Program Administration		
4.1	Organizational Structure	4-1
4.2	Program Funding Mechanisms	4-3
4.3	Cost Management and Monitoring	4-8
4.4	Environmental Safety & Health.....	4-11
4.5	Communication and Outreach.....	4-12
 Appendix 1: MYPP – CPS Crosswalk		
		A1-1
 Appendix 2: Acronyms and Abbreviations.....		
		A2-1
 Appendix 3: Resource Allocation Plan.....		
		A3-1

This page intentionally left blank.

Figures

Section 1: PROGRAM OVERVIEW

Figure 1-1.	The Program Performance & Accountability Framework.....	1-1
Figure 1-2.	Section 1.1 PPAF	1-2
Figure 1-3.	The Historical and Projected Oil Consumption.....	1-3
Figure 1-4.	Motor Vehicle Registration Growth	1-3
Figure 1-5.	Section 1.2 PPAF	1-6
Figure 1-6.	Transportation Technology Evolution.....	1-10
Figure 1-7.	Technology Achievements of the Last 15 Years	1-11
Figure 1-8.	Section 1.4 PPAF	1-14
Figure 1-9.	Section 1.5 PPAF	1-14
Figure 1-10.	One Possible Pathway to Energy Security	1-18
Figure 1-11.	Section 1.7 PPAF	1-18
Figure 1-12.	Linkage of FCVT Performance Goals	1-20
Figure 1-13.	Section 1.8 PPAF	1-21
Figure 1-14.	Section 1.9 PPAF	1-21
Figure 1-15.	Section 1.10 PPAF	1-22

Section 2: PROGRAM CRITICAL FUNCTIONS

Figure 2-1.	FCVT Program Structure	2-2
Figure 2-2.	FCVT Portfolio Management.....	2-5
Figure 2-3.	FCVT's Four Phases of R&D	2-9
Figure 2-4.	FCVT Integration of the Analytical and Experimental Activities.....	2-14
Figure 2-5.	Portfolio Assessment Model, developed by Taratec.....	2-16
Figure 2-6.	Section 2.4 PPAF	2-17
Figure 2-7.	FCVT Performance Measure 1: Heavy Vehicle Parasitic Losses	2-17
Figure 2-8.	FCVT Performance Measure 2: Cost per 25-kW Battery System	2-18
Figure 2-9.	FCVT Performance Measure 3: Efficiency of Light- and Heavy-Duty Internal Combustion Engines	2-18
Figure 2-10.	FCVT Performance Measure 4: Cost of Carbon Fiber	2-19
Figure 2-11.	Section 2.5 PPAF	2-20
Figure 2-12.	One Pathway to the Introduction of EERE-Supported Technologies into Commercial Products.....	2-23
Figure 2-13.	Overall Program Logic	2-24
Figure 2-14.	Oil Savings due to FCVT if Hybrid Fuel Cell Vehicles are not introduced	2-29
Figure 2-15.	Integrated Fuel Savings of FCVT and HFCIT Fuel Cell Technologies	2-29
Figure 2-16.	Comparative Total Energy Cycle Greenhouse Gas Emissions	2-30

Section 3: TECHNOLOGY RESEARCH, DEVELOPMENT AND/OR DEPLOYMENT PLAN

Figure 3.1-1.	National Benefits and Impacts	3.1-4
Figure 3.1-2.	Simulation and Technology Validation Network Chart.....	3.1-10
Figure 3.1-3.	Heavy Vehicle Optimization Network Chart.....	3.1-24
Figure 3.1-4.	Heavy Hybrid Propulsion Network Chart.....	3.1-25
Figure 3.1-5.	Light Vehicle Ancillary Systems R&D Network Chart	3.1-29
Figure 3.2-1.	Components being Developed by the Hybrid and Electric Subprogram	3.2-1
Figure 3.2-2.	Dual Research Pathway for the Energy Storage Activity	3.2-7
Figure 3.2-3.	Energy Storage Group Network Chart	3.2-24
Figure 3.2-4.	Advanced Power Electronics and Electric Machines Network Chart.....	3.2-25
Figure 3.3-1.	Combustion and Emission Control R&D Network Chart.....	3.3-10
Figure 3.3-2.	Heavy Truck Engine R&D Network Chart.....	3.3-16
Figure 3.3-3.	Fuels for Advanced Combustion Engine Network Chart.....	3.3-25
Figure 3.3-4.	Waste Heat Recovery R&D Network Chart.....	3.3-32
Figure 3.3-5.	Health Impacts Network Chart	3.3-38
Figure 3.4-1.	Materials Technologies.....	3.4-1
Figure 3.4-2.	Automotive Lightweighting Materials Network Chart.....	3.4-24
Figure 3.4-3.	Automotive Propulsion Materials Network Chart.....	3.4-26
Figure 3.4-4.	Heavy Vehicle Propulsion Materials Network Chart	3.4-27
Figure 3.4-5.	High Temperature Materials Laboratory Network Chart.....	3.4-29
Figure 3.5-1.	Legislative and Rulemaking Activities Network Chart	3.5-8
Figure 3.5-2.	Clean Cities Activity Network Chart.....	3.5-12
Figure 3.5-3.	Gate and Advanced Competitions Network Chart	3.5-18

Section 4: PROGRAM ADMINISTRATION

Figure 4-1.	The FCVT Program has four technology teams supporting two partnerships with industry	4-2
Figure 4-2.	FCVT Implementation Process and Funding Mechanisms.....	4-4
Figure 4-3.	Executive Steering Group for the FreedomCAR and Fuel Partnership.....	4-6
Figure 4-4.	Major Groups Participating in the 21 st Century Truck Partnership	4-7
Figure 4-5.	Interdependency of the HFCIT and FCVT	4-8
Figure 4-6.	The Corporate Planning System is the Foundation for the EERE Program Management and Budget Execution System	4-10
Figure 4-7.	Example Project Cost Plans and Monthly Project Cost Reports	4-11

Tables

Section 1: PROGRAM OVERVIEW

Table 1-1.	FY 2006 GPRA Benefits Estimates for the FCVT Program	1-22
------------	------------------------------------------------------------	------

Section 3: Technology Research, Development and/or Deployment Plan

3.1 Vehicle Systems

Table 3.1-1.	Tasks for Simulation and Technology Validation.....	3.1-8
Table 3.1-2.	Tasks for Heavy Vehicle Optimization	3.1-22
Table 3.1-3.	Tasks for Heavy Hybrid Propulsion Systems.....	3.1-23
Table 3.1-4.	Tasks for Light Vehicle Ancillary Systems R&D	3.1-28

3.2 Hybrid and Electric Propulsion

Table 3.2-1.	Energy Storage Targets for Hybrid Electric Vehicle (2010).....	3.2-10
Table 3.2-2.	Energy Storage Targets for 42-V Systems: M-HEV and P-HEV.....	3.2-11
Table 3.2-3.	Energy Storage Targets for Electric Vehicles: 40 kWh	3.2-12
Table 3.2-4.	Energy Storage Targets for Ultracapacitors	3.2-13
Table 3.2-5.	Technology Status and Targets for APEEM.....	3.2-14
Table 3.2-6.	Proposed Energy Storage Targets for Fuel Cell Vehicles.....	3.2-14
Table 3.2-7.	Proposed PEEM Targets for Fuel Cell Vehicles	3.2-15
Table 3.2-8.	Tasks for the Battery Development Area	3.2-21
Table 3.2-9.	Tasks for Applied Battery Research	3.2-22
Table 3.2-10.	Tasks for Long-Term Exploratory Research	3.2-22
Table 3.2-11.	Tasks for Other Research	3.2-23
Table 3.2-12.	Tasks for PEEM	3.2-23

3.3 Advanced Combustion Engines and Fuels

Table 3.3-1.	Technical Targets for the Combustion and Emission Control Activity	3.3-5
Table 3.3-2.	Tasks for Combustion and Emission Control R&D.....	3.3-9
Table 3.3-3.	Technical Targets for Heavy Truck Diesel Engine R&D	3.3-12
Table 3.3-4.	Tasks for Heavy Truck Engine R&D.....	3.3-15
Table 3.3-5.	Technical Targets for Fuels for Advanced Combustion Engines	3.3-21
Table 3.3-6.	R&D Tasks for the Fuels for Advanced Combustion Engines.....	3.3-24
Table 3.3-7.	Technical Targets for Waste Heat Recovery	3.3-30
Table 3.3-8.	Tasks for Waste Heat Recovery R&D.....	3.3-31
Table 3.3-9.	Tasks for Health Impacts Research.....	3.3-37

3.4 Materials Technologies

Table 3.4-1.	Technical Targets: Automotive Lightweighting Materials.....	3.4-7
Table 3.4-2.	Technical Targets: Automotive Propulsion Materials	3.4-8
Table 3.4-3.	Technical Targets: Heavy Vehicle Propulsion Materials	3.4-8

Table 3.4-4.	Tasks for Automotive Lightweighting Materials.....	3.4-15
Table 3.4-5.	Tasks for Automotive Propulsion Materials.....	3.4-20
Table 3.4-6.	Tasks for Heavy Vehicle Propulsion Materials	3.4-21
Table 3.4-7.	Tasks for High Temperature Materials Laboratory.....	3.4-22

3.5 Technology Introduction

Table 3.5-1.	Tasks for EPAct Activities	3.5-7
Table 3.5-2.	Tasks for the Clean Cities Activity	3.5-12
Table 3.5-3.	Tasks for GATE and Advanced Vehicle Competitions.....	3.5-17