

# Secondary Infobook Activities

## (19 Activities)

**Grades: 9-12**

**Topics: Energy Basics**

**Owner: NEED**

# SECONDARY


# INFOBOOK ACTIVITIES

A companion workbook to the Secondary Energy Infobooks: activities to reinforce general energy information and facts about the energy sources.



GRADE LEVEL  
Secondary

SUBJECT AREAS  
Science  
Social Studies  
Math  
Language Arts



# Teacher Advisory Board

Shelly Baumann, Rockford, MI  
Constance Beatty, Kankakee, IL  
Sara Brownell, Canyon Country, CA  
Amy Constant, Raleigh, NC  
Joanne Coons, Clifton Park, NY  
Regina Donour, Whitesburg, KY  
Darren Fisher, Houston, TX  
Deborah Fitton, Cape Light Compact, MA  
Linda Fonner, New Martinsville, WV  
Melanie Harper, Odessa, TX  
Linda Hutton, Kitty Hawk, NC  
Barbara Lazar, Albuquerque, NM  
Robert Lazar, Albuquerque, NM  
Hallie Mills, Bonney Lake, WA  
Mollie Mukhamedov, Port St. Lucie, FL  
Don Pruett, Sumner, WA  
Larry Richards, Eaton, IN  
Barry Scott, Stockton, CA  
Joanne Spaziano, Cranston, RI  
Gina Spencer, Virginia Beach, VA  
Tom Spencer, Chesapeake, VA  
Nancy Stanley, Pensacola, FL  
Scott Sutherland, Providence, RI  
Robin Thacker, Henderson, KY  
Bob Thompson, Glen Ellyn, IL  
Doris Tomas, Rosenberg, TX  
Patricia Underwood, Anchorage, AK  
Jim Wilkie, Long Beach, CA  
Carolyn Wuest, Pensacola, FL  
Debby Yerkes, Ohio Energy Project, OH  
Wayne Yonkelowitz, Fayetteville, WV

## **NEED Mission Statement**

*The mission of the NEED Project is to promote an energy conscious and educated society by creating effective networks of students, educators, business, government and community leaders to design and deliver objective, multi-sided energy education programs.*

## **Teacher Advisory Board Vision Statement**

*In support of NEED, the national Teacher Advisory Board (TAB) is dedicated to developing and promoting standards-based energy curriculum and training.*



# TABLE OF CONTENTS

Correlations to National Science Standards .....	4
Teacher Guide .....	8
Student Worksheets .....	9-23
Answer Sheets .....	24-34
Evaluation Form .....	35



# Correlations to National Science Content Standards

*(Bolded standards are emphasized in the unit.)*

## INT = Intermediate National Science Content Standards (Grades 5-8)

- INT-B: 3.a Energy is a property of many substances and is associated with heat, light, electricity, mechanical motion, sound, nuclei, and the nature of a chemical.
- INT-B: 3.b Energy is transferred in many ways.**
- INT-B: 3.c Heat moves in predictable ways, flowing from warmer objects to cooler ones, until both reach the same temperature.
- INT-B: 3.d Light interacts with matter by transmission (including refraction), absorption, or scattering (including reflection).
- INT-B: 3.e Electrical circuits provide a means of transferring electrical energy.**
- INT-B: 3.f In most chemical and nuclear reactions, energy is transferred into or out of a system. Heat, light, mechanical motion, or electricity might all be involved in such transfers.**
- INT-B: 3.g The sun is the major source of energy for changes on the earth's surface. The sun loses energy by emitting light. A tiny fraction of that light reaches earth, transferring energy from the sun to the earth. The sun's energy arrives as light with a range of wavelengths.**
- INT-C: 4.a For ecosystems, the major source of energy is sunlight. Energy entering ecosystems as sunlight is transferred by producers into chemical energy through photosynthesis. The energy then passes from organism to organism in food webs.
- INT-D: 1.a The solid earth is layered with a lithosphere; hot, convecting mantle; and dense, metallic core.**
- INT-D: 1.b Water, which covers the majority of the earth's surface, circulates through the crust, oceans, and atmosphere in what is known as the water cycle.**
- INT-D: 2.a Gravity governs the motion in the solar system. Gravity explains the phenomenon of the tides.
- INT-D: 2.b The sun is the major source of energy for phenomena on the earth's surface, such as growth of plants, winds, ocean currents, and the water cycle.**
- INT-E: 2.c Technological solutions are temporary and have side effects. Technologies cost, carry risks, and have benefits.
- INT-E: 2.d Many different people in different cultures have made and continue to make contributions to science and technology.
- INT-E: 2.e Science and technology are reciprocal. Science helps drive technology, as it asks questions that demand more sophisticated instruments and provides principles for better instrumentation and technique. Technology is essential to science, because it provides instruments and techniques that enable observations of objects and phenomena that are otherwise unobservable due to quantity, distance, location, size, and/or speed.
- INT-E: 2.f Perfectly designed solutions do not exist. All technological solutions have trade-offs, such as safety, cost, efficiency, and appearance. Risk is part of living in a highly technological world. Reducing risk often results in new technology.
- INT-E: 2.g Technological designs have constraints. Some constraints are unavoidable, such as properties of materials, or effects of weather and friction. Other constraints limit choices in design, such as environmental protection, human safety, and aesthetics.
- INT-F: 1.a Food provides energy and nutrients for growth and development.
- INT-F: 1.b Natural environments may contain substances that are harmful to human beings. Maintaining environmental health involves establishing or monitoring quality standards related to use of soil, water, and air.
- INT-F: 2.b Causes of environmental degradation and resource depletion vary from region to region and from country to country.
- INT-F: 3.a Internal and external processes of the earth system cause natural hazards, events that change or destroy human and wildlife habitats, damage property, and harm or kill humans.
- INT-F: 3.b Human activities can induce hazards through resource acquisition, urban growth, land-use decisions, and waste disposal.**

- INT-F: 3.c Hazards can present personal and societal challenges because misidentifying the change or incorrectly estimating the rate and scale of change may result in either too little attention and significant human costs or too much cost for unneeded preventive measures.
- INT-F: 4.b Students should understand the risks associated with natural hazards, chemical hazards, biological hazards, social hazards, and personal hazards.
- INT-F: 4.c Students can use a systematic approach to thinking critically about risks and benefits.
- INT-F: 4.d Important personal and social decisions are made based on perceptions of benefits and risks.
- INT-F: 5.a Science influences society through its knowledge and world view. The effect of science on society is neither entirely beneficial nor entirely detrimental.
- INT-F: 5.b Societal challenges often inspire questions for scientific research, and societal priorities often influence research priorities.
- INT-F: 5.c Technology influences society through its products and processes. Technological changes are often accompanied by social, political, and economic changes that can be beneficial or detrimental to individuals and to society. Social needs, attitudes, and values influence the direction of technological development.
- INT-F: 5.d Science and technology have contributed enormously to economic growth and productivity among societies and groups within societies.
- INT-F: 5.e Science cannot answer all questions and technology cannot solve all human problems or meet all human needs. Students should appreciate what science and technology can reasonably contribute to society and what they cannot do. For example, new technologies often will decrease some risks and increase others.
- INT-G: 2.c It is normal for scientists to differ with one another about the interpretation of new evidence. It is part of scientific inquiry to evaluate the results and explanations of other scientists. As scientific knowledge evolves, major disagreements are eventually resolved through such interactions between scientists.

## SEC Secondary National Science Content Standards (Grades 9-12)

- SEC-B: 1.a Matter is made of minute particles called atoms, which are composed of even smaller components. These components have measurable properties, such as mass and electrical charge.
- SEC-B: 1.b Each atom has a positively charged nucleus surrounded by negatively charged electrons. The electric force between the nucleus and electrons holds the atom together.
- SEC-B: 1.c The atom's nucleus is composed of protons and neutrons, which are much more massive than electrons. When an element has atoms that differ in the number of neutrons, these atoms are called isotopes of the element.
- SEC-B: 1.f Fission is the splitting of a large nucleus into smaller pieces.**
- SEC-B: 1.g Fusion is the joining of two nuclei at extremely high temperature and pressure and is the process responsible for the energy of the sun and other stars.**
- SEC-B: 1.h Radioactive isotopes are unstable and undergo spontaneous nuclear reactions, emitting particles and/or wavelike radiation.
- SEC-B: 2.e Carbon atoms can bond to one another in chains, rings, and branching networks to form a variety of structures, including synthetic polymers, oils, and the large molecules essential to life.
- SEC-B: 3.b Chemical reactions may release or consume energy. Some reactions, such as the burning of fossil fuels, release large amounts of energy by losing heat and by emitting light.
- SEC-B: 3.c Light can initiate many chemical reactions such as photosynthesis and the evolution of urban smog.
- SEC-B: 3.d A large number of important reactions involve the transfer of electrons or hydrogen ions. In other reactions, chemical bonds are broken by heat or light to form very reactive radicals with electrons ready to form new bonds. Radical reactions control many processes such as the presence of ozone and greenhouse gases in the atmosphere, burning and processing of fossil fuels, the formation of polymers, and explosions.
- SEC-B: 4.c The electrical force is a universal force that exists between two charged objects.
- SEC-B: 4.e Electricity and magnetism are two aspects of a single electromagnetic force. Moving electric charges produce magnetic forces, and moving magnets produce electric forces.**
- SEC-B: 5.a The total energy of the universe is constant. Energy can be transferred by collisions in chemical and nuclear reactions, by light waves and other radiations, and in many other ways. However, it can never be destroyed. As these transfers occur, the matter involved becomes steadily less ordered.**
- SEC-B: 5.b All energy can be considered either kinetic energy—the energy of motion; potential energy—which depends on relative position; or energy contained by a field, such as electromagnetic waves.**
- SEC-B: 5.c Heat consists of random motion and the vibrations of atoms, molecules, and ions. The higher the temperature, the greater the atomic or molecular motion.
- SEC-B: 5.d Everything tends to become less organized and less orderly over time. Thus, in all energy transfers, the overall effect is that the energy is spread out uniformly. Examples are the transfer of energy from hotter to cooler objects by conduction, radiation, or convection and the warming of our surroundings when we burn fuels.**
- SEC-B: 6.a Waves, including sound and seismic waves, waves on water, and light waves, have energy and can transfer energy when they interact with matter.**
- SEC-B: 6.d In some materials, such as metal, electrons flow easily, whereas in insulating materials such as glass, they can hardly flow at all.
- SEC-C: 1.a Plants and many microorganisms use solar energy to combine molecules of carbon dioxide and water into complex, energy rich organic compounds and release oxygen to the environment. This photosynthesis provides a vital connection between the sun and the energy needs of living systems.**
- SEC-C: 4.b Energy flows through ecosystems in one direction, from photosynthetic organisms to herbivores to carnivores to decomposers.
- SEC-C: 4.c Humans modify ecosystems as a result of population growth, technology, and consumption. Human destruction of habitats through harvesting, pollution, atmospheric changes, and other factors is threatening global stability, and if not addressed, ecosystems will be irreversibly affected.**

- SEC-C: 5.a All matter tends toward more disorganized states. Living systems require a continuous input of energy to maintain their chemical and physical organizations.
- SEC-C: 5.b The energy for life primarily derives from the sun. Plants capture energy by absorbing light and using it to form strong chemical bonds. The energy stored in the bonds (chemical energy) can be used as sources of energy for life processes.**
- SEC-C: 5.c The chemical bonds of food molecules contain energy. Energy is released when the bonds are broken and new compounds with lower energy bonds are formed.
- SEC-C: 5.e As matter and energy flows through different levels of organization of living systems—cells, organs, organisms, communities—and between living systems and the physical environment, chemical elements are recombined in different ways. Each recombination results in storage and dissipation of energy into the environment as heat. Matter and energy are conserved in each change.
- SEC-D: 1.a Earth systems have internal and external sources of energy, both of which create heat. The sun is the major external source of energy. Two primary sources of internal energy are the decay of radioactive isotopes and the gravitational energy from the earth’s original formation.**
- SEC-D: 1.b The outward transfer of earth’s internal heat drives convection circulation in the mantle.**
- SEC-D: 1.c Heating of earth’s surface and atmosphere by the sun drives convection within the atmosphere and oceans, producing winds and ocean currents.**
- SEC-D: 1.d Global climate is determined by energy transfer from the sun at and near the earth’s surface.**
- SEC-D: 4.a Stars produce energy from nuclear reactions, primarily the fusion of hydrogen to form helium.**
- SEC-F: 3.a Human populations use resources in the environment to maintain and improve their existence.**
- SEC-F: 3.b The earth does not have infinite resources; increasing human consumption places severe stress on the natural processes that renew some resources, and depletes those resources that cannot be renewed.**
- SEC-F: 3.c Humans use many natural systems as resources. Natural systems have the capacity to reuse waste but that capacity is limited. Natural systems can change to an extent that exceeds the limits of organisms to adapt naturally or humans to adapt technologically.**
- SEC-F: 4.a Natural ecosystems provide an array of basic processes that affect humans. Those processes include maintenance of the quality of the atmosphere, generation of soils, control of the hydrologic cycle, disposal of wastes, and recycling of nutrients. Humans are changing many of these basic processes, and the changes may be detrimental to humans.**
- SEC-F: 4.b Materials from human societies affect both physical and chemical cycles of the earth.**
- SEC-F: 4.c Many factors influence environmental quality. Factors that students might investigate include population growth, resource use, population distribution, overconsumption, the capacity of technology to solve problems, poverty, the role of economic, political, and religious views, and different ways humans view the earth.**
- SEC-F: 5.b Human activities can enhance potential for hazards. Acquisition of resources, urban growth, and waste disposal can accelerate rates of natural change.**
- SEC-F: 5.c Some hazards are rapid and spectacular, others are slow and progressive.
- SEC-F: 5.d Natural and human-induced hazards present the need for humans to assess potential danger and risk. Many changes in the environment designed by humans bring benefits to society, as well as cause risks. Students should understand the costs and trade-offs of various hazards—ranging from those with minor risk to a few people to major catastrophes with major risk to many people.
- SEC-F: 6.b Understanding basic concepts and principles of science and technology should precede active debate about the economics, policies, politics, and ethics of various science and technology related challenges. However, understanding science alone will not resolve local, national, and global challenges.
- SEC-F: 6.c Individuals and society must decide on proposals involving new research and the introduction of new technologies into society.
- SEC-F: 6.d Humans have a major effect on other species.
- SEC-G: 1.a Individuals and teams contribute to the scientific enterprise.



# Teacher Guide

## BACKGROUND

**Secondary Infobook Activities** is a series of student worksheets designed to reinforce the vocabulary, concepts and information in the **Secondary Energy Infobook**.

## TIME

Approximately 30 minutes per topic for the students to read the selected infosheet and complete the worksheets.

## SKILLS

- Nonfiction Reading
- Critical Thinking
- Vocabulary
- Graphing

## PROCEDURE

### Step One—Preparation

---

- Decide which infosheets and worksheets you will use with your class.
- Obtain class sets of **Secondary Energy Infobooks**, make copies of the infosheets and accompanying worksheets, or download from [www.need.org/guides.htm](http://www.need.org/guides.htm).

*Many other NEED activities also reinforce and synthesize the information in the infobooks, such as **Energy Jeopardy, Great Energy Debate Game, Transparent Energy, Mission Possible, and Energy Enigma.***

### Step Two—Procedure

---

- Distribute one infosheet and worksheet to each student.
- Have the students read the selected infosheet. Discuss the concepts and new vocabulary in the infosheet.
- Have the students complete the selected worksheet.
- Once students have read all of the energy source infosheets and completed the worksheet for each source, have the students complete the worksheets on pages 15-17 of the workbook. These worksheets reinforce and synthesize the information in the source infosheets. Pages 18-23 are companion worksheets to the Electricity infosheet.
- Use the Evaluation Form on page 35 to evaluate the activities.

# FORMS OF ENERGY

Fill in the blanks with the words at the bottom of the page. You can use words more than once.

1. Stored energy and the energy of position are \_\_\_\_\_ energy.
2. Compressed springs and stretched rubber bands are stored \_\_\_\_\_ energy.
3. The vibration and movement of the atoms and molecules within substances is called heat or \_\_\_\_\_ energy.
4. The energy stored in the center of atoms is called \_\_\_\_\_ energy.
5. The scientific rule that states that energy cannot be created or destroyed is called the Law of \_\_\_\_\_.
6. The movement of energy through substances in longitudinal waves is \_\_\_\_\_.
7. The energy of position, such as a rock on a hill, is \_\_\_\_\_ energy.
8. The movement of objects and substances from place to place is \_\_\_\_\_.
9. Electromagnetic energy traveling in transverse waves is \_\_\_\_\_ energy.
10. Energy stored in the bonds of atoms and molecules is \_\_\_\_\_ energy.
11. The movement of atoms, molecules, waves, and electrons is \_\_\_\_\_ energy.
12. The movement of electrons is \_\_\_\_\_ energy.
13. The amount of useful energy you get from a system is its \_\_\_\_\_.
14. The energy in petroleum and coal is stored as \_\_\_\_\_ energy.
15. X-rays are examples of \_\_\_\_\_ energy.
16. Fission and fusion are examples of \_\_\_\_\_ energy.
17. A hydropower reservoir is an example of \_\_\_\_\_ energy.
18. Wind is an example of the energy of \_\_\_\_\_.

radiant	gravitational	chemical	thermal	nuclear	electrical	mechanical
kinetic	potential	sound	motion	conservation of energy	energy efficiency	

# BIOMASS



**Description of biomass, where it is located and how it is recovered:**

**In what form the energy in biomass is stored and how it is converted into usable energy:**

**What/who uses biomass and for what purposes:**

**Advantages and disadvantages of using biomass:**

---

# COAL



**Description of coal, where it is located and how it is recovered:**

**In what form the energy in coal is stored and how it is converted into usable energy:**

**What/who uses coal and for what purposes:**

**Advantages and disadvantages of using coal:**

# GEO THERMAL



**Description of geothermal energy, where it is located and how it is recovered:**

**In what form geothermal energy is stored and how it is converted into usable energy:**

**What/who uses geothermal energy and for what purposes:**

**Advantages and disadvantages of using geothermal energy:**

---

# HYDROPOWER



**Description of hydropower, where it is located and how it is recovered:**

**In what form hydropower is stored and how it is converted into usable energy:**

**What/who uses hydropower and for what purposes:**

**Advantages and disadvantages of using hydropower:**

# NATURAL GAS



**Description of natural gas, where it is located and how it is recovered:**

**In what form the energy in natural gas is stored and how it is converted into usable energy:**

**What/who uses natural gas and for what purposes:**

**Advantages and disadvantages of using natural gas:**

---

# PETROLEUM



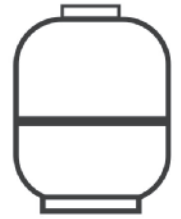
**Description of petroleum, where it is located and how it is recovered:**

**In what form the energy in petroleum is stored and how it is converted into usable energy:**

**What/who uses petroleum and for what purposes:**

**Advantages and disadvantages of using petroleum:**

# PROPANE



**Description of propane, where it is located and how it is recovered:**


**In what form the energy in propane is stored and how it is converted into usable energy:**

**What/who uses propane and for what purposes:**

**Advantages and disadvantages of using propane:**

---

# SOLAR



**Description of solar energy, where it is located and how it is recovered:**

**In what form the energy in solar energy is stored and how it is converted into usable energy:**

**What/who uses solar energy and for what purposes:**

**Advantages and disadvantages of using solar energy:**

# URANIUM



Description of uranium, where it is located and how it is recovered:

In what form the energy in uranium is stored and how it is converted into usable energy:

What/who uses uranium and for what purposes:

Advantages and disadvantages of using uranium:

---

# WIND



Description of wind energy, where it is located and how it is recovered:

In what form the energy in wind is stored and how it is converted into usable energy:


What/who uses wind energy and for what purposes:

Advantages and disadvantages of using wind energy:

# RENEWABLES AND NONRENEWABLES

Convert the quads into percentages and make a pie chart showing how much of the energy the U.S. consumes comes from renewable sources and how much comes from nonrenewable sources (Q = quad or quadrillion Btu).
















PETROLEUM	38.2 Q	=	_____	%
NATURAL GAS	23.0 Q	=	_____	%
COAL	22.5 Q	=	_____	%
URANIUM	8.2 Q	=	_____	%
BIOMASS	2.8 Q	=	_____	%
HYDROPOWER	2.7 Q	=	_____	%
PROPANE	1.9 Q	=	_____	%
GEOTHERMAL, SOLAR, WIND AND OTHER	0.4 Q	=	_____	%






























# HOW WE USE OUR ENERGY SOURCES

In the boxes, explain how each source is used for the tasks on the top. Star the main use of each source.

	 TRANSPORTATION	 MAKE PRODUCTS	 HEATING/COOLING	 LIGHTING	 MAKE ELECTRICITY
					
					
					
					
					
					
					
					
					
					

# ENERGY SOURCE PUZZLE

By a process of elimination, fill in the blank squares so that each large square contains one of each energy source icon, using the letters that represent the icons as shown at the bottom of the puzzle. Each row and each column must also contain one of each icon. There is only one possible solution to the puzzle.

								<b>U<sup>235</sup></b>
								
								
								
								
					<b>U<sup>235</sup></b>			
								
								
<b>U<sup>235</sup></b>								



**B**



**U**



**W**




**H**



**P**



**N**



**S**



**C**



**G**

# ELECTRICITY

Write the correct word for each definition in the blank space. Use each word only once.


1. A device that changes voltage. \_\_\_\_\_
2. A device that changes linear motion into circular motion. \_\_\_\_\_
3. Allowing competition in the power industry. \_\_\_\_\_
4. Managing how and when consumers use electricity. \_\_\_\_\_
5. The total amount of electricity a power plant can deliver. \_\_\_\_\_
6. Times when many customers need electricity. \_\_\_\_\_
7. A device that turns motion energy into electricity. \_\_\_\_\_
8. How well a utility delivers electricity at all times. \_\_\_\_\_
9. Electricity produced at all times to meet basic demand. \_\_\_\_\_
10. A merged network of electric utilities. \_\_\_\_\_
11. Reducing energy usage through behavioral changes. \_\_\_\_\_
12. A measurement of the amount of electricity used by consumers. \_\_\_\_\_
13. Power plants that burn fuel to produce electricity. \_\_\_\_\_
14. A material with little resistance to electric current. \_\_\_\_\_
15. Combining the nuclei of atoms to produce energy. \_\_\_\_\_
16. A source of energy that requires another source to produce it. \_\_\_\_\_
17. Manufacturing a product and producing electricity. \_\_\_\_\_
18. Reducing the amount of energy consumed by devices through advances in technology. \_\_\_\_\_

capacity	reliability	base-load	peak demand	secondary	transformer	fusion
turbine	generator	conservation	efficiency	demand-side management		
kilowatt-hour	deregulation	cogeneration	superconductor	thermal	power pool	


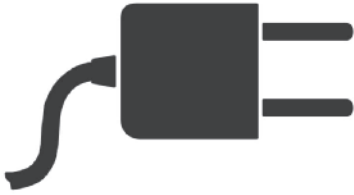
# ELECTRIC POWER GENERATION

Convert the bkWh into percentages and make a pie chart showing how much of the electricity the U.S. consumed in 2004 came from each energy source (bkWh = billion kilowatt-hours).

<b>PETROLEUM</b>	<b>118 bkWh</b>	<b>= _____ %</b>
<b>COAL</b>	<b>1,976 bkWh</b>	<b>= _____ %</b>
<b>NATURAL GAS</b>	<b>715 bkWh</b>	<b>= _____ %</b>
<b>URANIUM</b>	<b>789 bkWh</b>	<b>= _____ %</b>
<b>BIOMASS</b>	<b>60 bkWh</b>	<b>= _____ %</b>
<b>HYDROPOWER</b>	<b>262 bkWh</b>	<b>= _____ %</b>
<b>PROPANE</b>	<b>0 bkWh</b>	<b>= _____ %</b>
<b>GEOHERMAL, SOLAR, WIND</b>	<b>33 bkWh</b>	<b>= _____ %</b>



# ELECTRICITY



## ACROSS

1. Electricity is a \_\_\_\_ source of energy.
2. \_\_\_\_ lines send electricity over a nationwide network.
6. A \_\_\_\_ is the amount of energy used in one hour by ten 100 watt light bulbs.
9. Electricity is sent to a \_\_\_\_ that “steps up” the voltage.
10. \_\_\_\_ lines deliver electricity to your home.
11. Thirty-five percent of the fuel is converted into electricity. This is called the \_\_\_\_ of the power plant.

## DOWN

1. \_\_\_\_ are small buildings containing transformers and electrical equipment.
3. A \_\_\_\_ is a measure of the electric power an appliance uses.
4. A \_\_\_\_ is found in a generator and motor.
5. \_\_\_\_ is the fossil fuel that makes the most electricity.
7. High pressure steam turns the blades of a \_\_\_\_.
8. A \_\_\_\_ houses magnets and a spinning coil of copper wire.

# FAMOUS NAMES IN ELECTRICITY

The sentences below refer to famous scientists and inventors from *The History of Electricity* section of your infosheet. Read the sentence. Next, write the last name of the scientist or inventor in the squares and circles. Unscramble the letters in the circles to form the answer to the final statement.

1. First scientist to conduct an electric current by passing a magnet through copper wiring.

□ □ ○ ○ □ ○ □

2. In 1895, he opened a power plant that used AC power.

□ □ □ □ □ □ ○ □ □ □ ○ □

3. Many people believe he discovered electricity with his famous lightning experiment.

○ □ ○ □ □ ○ □ □

4. Using salt water, zinc, and copper, he created the first electric cell.

□ □ ○ □ ○

5. He invented the light bulb and opened the first electric power plant.

□ □ ○ □ □ ○

6. The first electric power plant able to transport electricity over 200 miles.

□ □ □ □ □ □ □ □ □ □ □ □

## ELECTRIC MATH

Match the following numbers with the statements below. You will use each number only once. Write the numbers on the lines to the left of the statements. Next, perform the mathematical operations indicated by each statement. Write your answers on the lines to the right of the statements.

**9**

**120**

**1000**

**1882**

**1879**

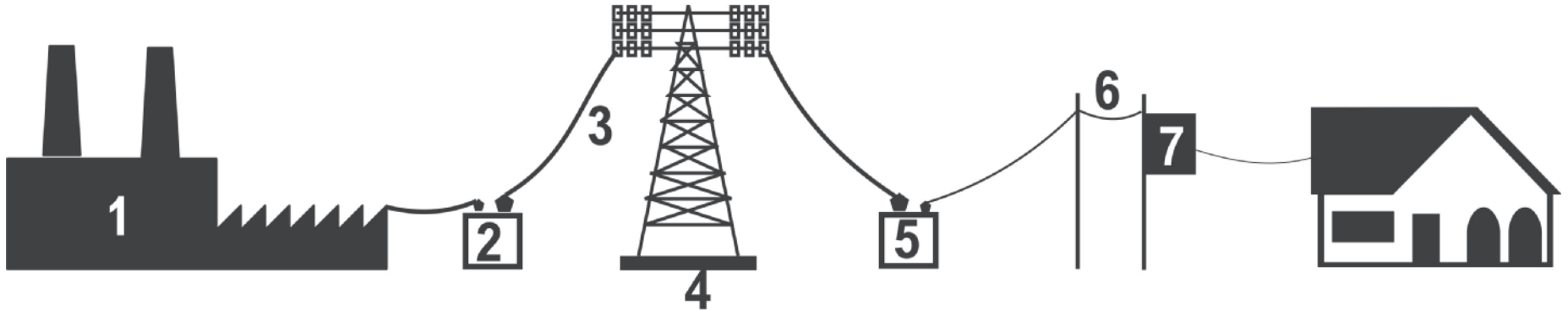
**35**

- \_\_\_\_\_ 1. Start with the voltage used to operate most household appliances.
- \_\_\_\_\_ 2. Divide this number by the cost, in cents, of a kilowatt-hour of electricity = \_\_\_\_\_  
(Round number to nearest tenth.)
- \_\_\_\_\_ 3. Multiply this number by the average efficiency of a power plant = \_\_\_\_\_  
(Round number to nearest tenth.)
- \_\_\_\_\_ 4. Add to this number the year the light bulb was invented = \_\_\_\_\_  
(Record this number to nearest tenth.)
- \_\_\_\_\_ 5. Divide this number by the number of watts in one kilowatt = \_\_\_\_\_  
(Round number to nearest tenth.)
- \_\_\_\_\_ 6. Multiply this number by the year Edison started his power plant =   
(Record your answer to nearest tenth.)

**ANSWER**

# TRANSPORTING ELECTRICITY

Explain what each of the components numbered below does to get electricity from the generator to the consumer.



1. Power plant -
2. Step-up transformer -
3. Transmission line -
4. Power tower -
5. Step-down transformer -
6. Distribution line -
7. Neighborhood transformer -

# MEASURING ELECTRICITY

Directions: Fill in the blanks in the tables below.

Voltage	=	Current	x	Resistance
1.5 V	=	A	x	3 W
V	=	3 A	x	4 W
120 V	=	4 A	x	W
240 V	=	A	x	1 2 W

Power	=	Voltage	x	Current
27 W	=	9 V	x	A
W	=	120 V	x	1.5 A
45 W	=	V	x	3 A
W	=	120 V	x	2 A

Appliance	Power	=	Voltage	x	Current
TV	180 W	=	120 V	x	
Computer	40 W	=	120 V	x	
Printer	120 W	=	120 V	x	
Hair Dryer	1,000 W	=	120 V	x	

POWER	x	TIME	=	ELECTRICAL ENERGY	x	PRICE	=	COST
5 kW	x	100 h	=		x	\$0.09	=	
1000 W	x	1 h	=		x	\$0.09	=	
25 kW	x	4 h	=		x	\$0.09	=	



# BIOMASS ANSWER KEY



## Description of biomass, where it is located and how it is recovered:

Biomass is any organic material that can be used as an energy source. It is located anywhere that can sustain plant growth or produces organic waste. It is collected from anywhere it is produced.

## In what form the energy in biomass is stored and how it is converted into usable energy:

The energy in biomass is stored as chemical energy and can be burned, or converted to ethanol or methane.

## What/who uses biomass and for what purposes:

Industry is the biggest user - burning wood to make products. It is burned in waste-to-energy plants to produce electricity. It is converted into ethanol for use as a vehicle fuel. Residences burn biomass for heat. In other countries it is turned into biogas for heat. Landfills capture methane produced by decaying garbage.

## Advantages and disadvantages of using biomass:

Biomass is renewable and readily available. Using biomass does not increase the net amount of carbon dioxide in the atmosphere. Using biomass for energy reduces the amount sent to landfills and captures the stored energy. Land not needed for food production can be used to grow energy crops.

Burning biomass produces some pollutants and can produce foul odors. There is not as much energy per pound in biomass as in fossil fuels, so more must be burned.

---

# COAL ANSWER KEY



## Description of coal, where it is located and how it is recovered:

Coal is a solid fossil fuel formed by heat and pressure from the remains of ancient plants in swampy areas. Coal is buried underground in many areas of the country - especially the Appalachian Mountains, Wyoming, and Texas. Shallow coal is recovered with surface mines, deeper coal with underground mines.

## In what form the energy in coal is stored and how it is converted into usable energy:

The energy in coal is stored as chemical energy and is released by burning or by conversion to methanol.

## What/who uses coal and for what purposes:

Most coal is used by utilities to produce electricity. Industry burns coal to manufacture products. Some homes burn coal for heat. Coal can be converted into methanol and used as a vehicle fuel.

## Advantages and disadvantages of using coal:

Coal is nonrenewable. It is the U.S.'s most abundant resource and produces more than half of our electricity. Coal is an inexpensive and efficient fuel for producing electricity. It is also valuable to industry because it produces a very high heat.

Burning coal can produce air pollution and chemicals that cause acid rain. Mining coal can pollute water and damage the land.

# GEOHERMAL ANSWER KEY



## **Description of geothermal energy, where it is located and how it is recovered:**

Geothermal energy is heat produced in the earth's core from the radioactive decay of natural elements. Low-temperature geothermal resources are almost everywhere. High-temperature resources are mostly along the Ring of Fire. It is recovered with wells or pipes placed under the ground.

## **In what form geothermal energy is stored and how it is converted into usable energy:**

Geothermal energy is thermal energy. The heat can be used to heat buildings or to produce electricity.

## **What/who uses geothermal energy and for what purposes:**

Power plants use high temperature steam to produce electricity. Buildings use geo exchange units to heat and cool interior spaces.

## **Advantages and disadvantages of using geothermal energy:**

Geothermal energy is renewable; radioactive decay within the earth will continue for as long as the earth exists. It produces almost no air or water pollution. The water and steam that are extracted are reinjected into the ground.

High-temperature resources are not uniformly distributed. Geo exchange units are expensive to install but cheap to maintain and last a long time.

---

# HYDROPOWER ANSWER KEY



## **Description of hydropower, where it is located and how it is recovered:**

Hydropower is the energy in flowing water caused by the force of gravity. Hydro resources are everywhere there is precipitation and moving water. Usually dams are built across fast-moving rivers to harness the power of the water to turn turbines.

## **In what form hydropower is stored and how it is converted into usable energy:**

Hydropower is stored mechanical energy. Dams control the flow of the water, converting the energy into electricity.

## **What/who uses hydropower and for what purposes:**

Power plants build dams across rivers to harness the energy in moving water and convert it into electricity. The dams form a reservoir to hold the water. The dams have tubes called penstocks that direct the water through turbine generators to convert mechanical energy into electricity.

## **Advantages and disadvantages of using hydropower:**

Hydropower is renewable; the water cycle will continue as long as the sun shines. Hydro dams produce no air pollution and are very cheap producers of electricity.

Large amounts of land are disturbed when dams are built. Wildlife habitats can be changed. Fish may have trouble getting to spawning grounds. Few places remain where dams can be built in the United States.

# NATURAL GAS ANSWER KEY



## Description of natural gas, where it is located and how it is recovered:

Natural gas is a fossil fuel - a colorless, odorless gas - formed from ancient sea plants and animals. It is located in sedimentary basins on and off shore and is recovered by drilling wells and piping the natural gas.

## In what form the energy in natural gas is stored and how it is converted into usable energy:

The energy in natural gas is stored chemical energy. It is usually burned to produce heat.

## What/who uses natural gas and for what purposes:

Industry is the largest user, burning natural gas to manufacture products. More than 60% of residences and commercial buildings use natural gas to heat indoor spaces and water. Natural gas can also be compressed and used as a transportation fuel or burned in power plants to produce electricity.

## Advantages and disadvantages of using natural gas:

Natural gas is cleaner-burning than coal or petroleum. It is relatively inexpensive and the United States has adequate reserves for the next 25 - 50 years. It is a good fuel for peak demand power plants.

Natural gas is a nonrenewable fossil fuel. It can produce air pollution and carbon dioxide, a greenhouse gas, when burned.

---

# PETROLEUM ANSWER KEY



## Description of petroleum, where it is located and how it is recovered:

Petroleum is a liquid hydrocarbon fossil fuel formed from ancient sea plants and animals. It is located in sedimentary basins on and off shore. Wells are dug and the crude oil is pumped through pipelines.

## In what form the energy in petroleum is stored and how it is converted into usable energy:

The energy in petroleum is stored as chemical energy. Petroleum is usually burned to produce heat.

## What/who uses petroleum and for what purposes:

Petroleum is mainly a transportation fuel - it is refined into gasoline, jet fuel, diesel fuel, heating oil, and kerosene. Heating oil is burned to heat buildings and petroleum can be burned to produce electricity. Petroleum is also used to produce heat and as a feedstock to manufacture products.

## Advantages and disadvantages of using petroleum:

Petroleum products fuel almost our entire transportation system and are essential to the manufacture of plastics and many other products.

Petroleum is a nonrenewable fossil fuel. It can pollute the air when burned and produces carbon dioxide, a greenhouse gas. It can also pollute land and water if it spills while being transported. The United States must import about two-thirds of the petroleum it uses. Much of the country's reserves are in sensitive environmental areas.



# PROPANE ANSWER KEY



## Description of propane, where it is located and how it is recovered:

Propane is a colorless, odorless, gaseous fossil fuel found in natural gas and petroleum deposits. It is recovered from petroleum refining and natural gas processing.

## In what form the energy in propane is stored and how it is converted into usable energy:

The energy in propane is stored as chemical energy and burned to produce heat.

## What/who uses propane and for what purposes:

Industry is the largest user, burning propane to make products and fuel indoor vehicles. Farms and rural consumers use propane for heat. Backyard grills and recreational vehicles use propane as fuel. Some fleet vehicles use propane as a transportation fuel. Campers use propane for light, heat, and for cooking.


## Advantages and disadvantages of using propane:

Propane is easily compressed into a liquid, in which state it can be easily transported. Propane is a good fuel for areas that do not have natural gas pipelines.

Propane is a clean-burning fossil fuel, but it can pollute the air and produces carbon dioxide, a greenhouse gas. Propane is nonrenewable.

---

# SOLAR ANSWER KEY



## Description of solar energy, where it is located and how it is recovered:

Solar energy is radiant energy produced by fusion in the sun's core. This energy radiates out from the sun in all directions. Some of it reaches the earth as radiant energy.

## In what form the energy in solar energy is stored and how it is converted into usable energy:

Radiant energy can be converted into heat when it is absorbed by substances or converted directly into electricity by PV cells. Radiant energy as visible light is used for daylighting.

## What/who uses solar energy and for what purposes:

Everyone uses daylighting to see, though we don't capture or harness it. Homes and buildings use solar collectors to heat interior spaces and water. Buildings and small appliances such as calculators and roadside telephones use PV cells to produce electricity. Remote areas use PV cells where there are no power lines.

## Advantages and disadvantages of using solar energy:

Solar energy is renewable. It is also non-polluting and available to almost everyone.

Solar energy is difficult to harness because it is spread over a wide area and is not concentrated. PV technology is expensive at this time.

# URANIUM ANSWER KEY



## Description of uranium, where it is located and how it is recovered:

Uranium is a metallic ore that is abundant in the United States and around the world. Uranium ore is mined, milled, and enriched, before it can be used in power plants.

## In what form the energy in uranium is stored and how it is converted into usable energy:

The energy in uranium is stored as nuclear energy. The energy is released through fission.

## What/who uses uranium and for what purposes:

Nuclear power plants fission enriched uranium to produce heat to produce electricity.

## Advantages and disadvantages of using uranium:

Nuclear power plants do not burn fuel, so there is little air or water pollution. Nuclear power is an efficient, cost-effective method of producing electricity.

Uranium is nonrenewable, though abundant. Nuclear power plants produce radioactive waste that can be very dangerous. Radioactive waste must be carefully stored for thousands of years. Right now, there is not a permanent repository in the United States.

---

# WIND ANSWER KEY



## Description of wind energy, where it is located and how it is recovered:

Wind is moving air caused by the uneven heating of the earth's surface by the sun. Many places have wind resources powerful and steady enough to harness. Wind machines can harness the energy in the wind.

## In what form the energy in wind is stored and how it is converted into usable energy:

Wind energy is motion - kinetic energy. The blades of wind machines slow the speed of the wind and use the energy to produce electricity.

## What/who uses wind energy and for what purposes:

Electric utilities and independent power producers use wind energy to produce electricity.

## Advantages and disadvantages of using wind energy:

Wind energy is renewable. It is a non-polluting source of energy. It is an inexpensive way to produce electricity.

Wind machines cannot operate all the time - only when the wind is blowing at constant speeds of about 14 mph or higher. Wind farms take up a lot of land. Wind machines can be noisy.

# FORMS OF ENERGY ANSWER KEY

Fill in the blanks with the words at the bottom of the page. You can use words more than once.

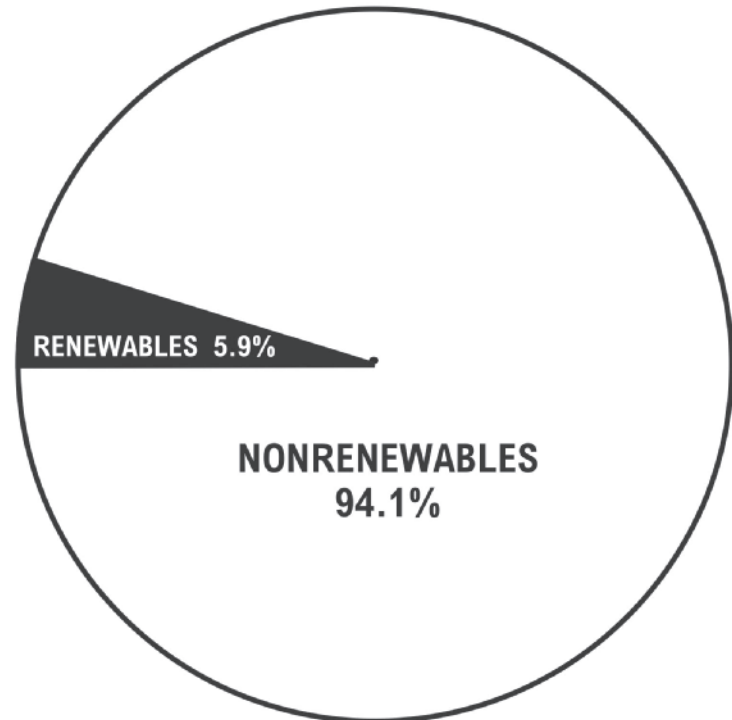
1. Stored energy and the energy of position are potential energy.
2. Compressed springs and stretched rubber bands are stored mechanical energy.
3. The vibration and movement of the atoms and molecules within substances is called heat or thermal energy.
4. The energy stored in the center of atoms is called nuclear energy.
5. The scientific rule that states that energy cannot be created or destroyed is called the Law of Conservation of Energy.
6. The movement of energy through substances in longitudinal waves is sound.
7. The energy of position, such as a rock on a hill, is gravitational energy.
8. The movement of objects and substances from place to place is motion.
9. Electromagnetic energy traveling in transverse waves is radiant energy.
10. Energy stored in the bonds of atoms and molecules is chemical energy.
11. The movement of atoms, molecules, waves, and electrons is kinetic energy.
12. The movement of electrons is electrical energy.
13. The amount of useful energy you get from a system is its energy efficiency.
14. The energy in petroleum and coal is stored as chemical energy.
15. X-rays are examples of radiant energy.
16. Fission and fusion are examples of nuclear energy.
17. A hydropower reservoir is an example of gravitational energy.
18. Wind is an example of the energy of motion.

radiant	gravitational	chemical	thermal	nuclear	electrical	mechanical
kinetic	potential	sound	motion	conservation of energy	energy efficiency	

# RENEWABLES AND NONRENEWABLES ANSWER KEY
















Convert the quads into percentages and make a pie chart showing how much of the energy the U.S. consumes comes from renewable sources and how much comes from nonrenewable sources (Q = quad or quadrillion Btu).

PETROLEUM	38.2 Q	=	38.3 %
NATURAL GAS	23.0 Q	=	23.1 %
COAL	22.5 Q	=	22.6 %
URANIUM	8.2 Q	=	8.2 %
BIOMASS	2.8 Q	=	2.8 %
HYDROPOWER	2.7 Q	=	2.7 %
PROPANE	1.9 Q	=	1.9 %
GEOHERMAL, SOLAR, WIND AND OTHER	0.4 Q	=	0.4 %



# HOW WE USE OUR SOURCES ANSWER KEY


In the boxes, explain how each source is used for the tasks on the top. Star the main use of each source.

	 TRANSPORTATION	 MAKE PRODUCTS	 HEATING/COOLING	 LIGHTING	 MAKE ELECTRICITY
	turned into ethanol and mixed with gasoline to make gasohol	<b>*burned to make heat to manufacture products</b>	burned to heat homes; converted to biogas to heat homes	burned to produce light (candles and (biogas)	burned in waste-to-energy plants to produce electricity
	turned into methanol	burned to make heat to manufacture products	burned to heat homes		<b>*burned to make heat to produce electricity</b>
			used in geothermal exchange systems to heat and cool homes		<b>*heat used to produce electricity</b>
					<b>*mechanical energy used to produce electricity</b>
	compressed to make CNG for fleet vehicles	<b>*burned to make heat to manufacture products</b>	burned to heat homes and commercial buildings	burned in some lanterns and street lights	burned to make heat to produce electricity
	<b>*refined into gasoline, jet fuel, diesel fuel</b>	burned to make heat to manufacture products and as a feedstock	refined into heating oil and burned to heat homes	refined into kerosene and burned in lanterns	burned to make heat to produce electricity
	pressurized for fleet and indoor vehicles	<b>*burned to make heat to manufacture products</b>	pressurized and burned to heat homes, barns, and buildings	pressurized and burned in lanterns	
			used to heat homes and buildings	provides daylighting	<b>*converted into electricity with PV cells</b>
					<b>*fissioned to make heat to produce electricity</b>
					<b>*mechanical energy turned into electricity</b>



# ENERGY SOURCE PUZZLE ANSWER KEY

By a process of elimination, fill in the blank squares so that each large square contains one of each energy source icon, using the letters that represent the icons as shown at the bottom of the puzzle. Each row and each column must also contain one of each icon. There is only one possible solution to the puzzle.



# ELECTRICITY ANSWER KEY

Write the correct word for each definition in the blank space. Use each word only once.

1. A device that changes voltage. transformer
2. A device that changes linear motion into circular motion. turbine
3. Allowing competition in the power industry. deregulation
4. Managing how and when consumers use electricity. demand-side management
5. The total amount of electricity a power plant can deliver. capacity
6. Times when many customers need electricity. peak demand
7. A device that turns motion energy into electricity. generator
8. How well a utility delivers electricity at all times. reliability
9. Electricity produced at all times to meet basic demand. base-load
10. A merged network of electric utilities. power pool
11. Reducing energy usage through behavioral changes. conservation
12. A measurement of the amount of electricity used by consumers. kilowatt-hour
13. Power plants that burn fuel to produce electricity. thermal
14. A material with little resistance to electric current. superconductor
15. Combining the nuclei of atoms to produce energy. fusion
16. A source of energy that requires another source to produce it. secondary
17. Manufacturing a product and producing electricity. cogeneration
18. Reducing the amount of energy consumed by devices through advances in technology. efficiency

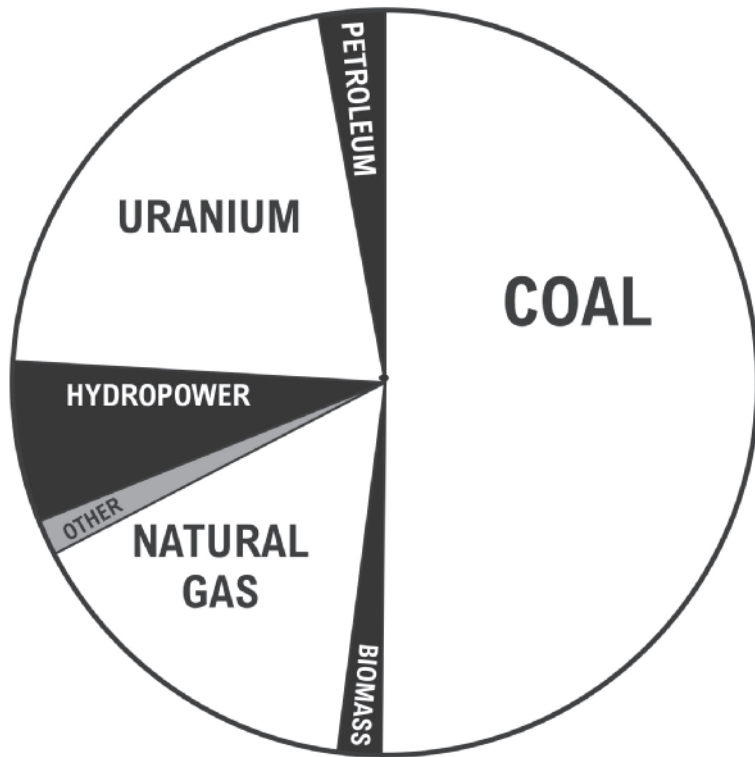
capacity	reliability	base-load	peak demand	secondary	transformer	fusion
turbine	generator	conservation	efficiency	demand-side management		
kilowatt-hour	deregulation	cogeneration	superconductor	thermal	power pool	



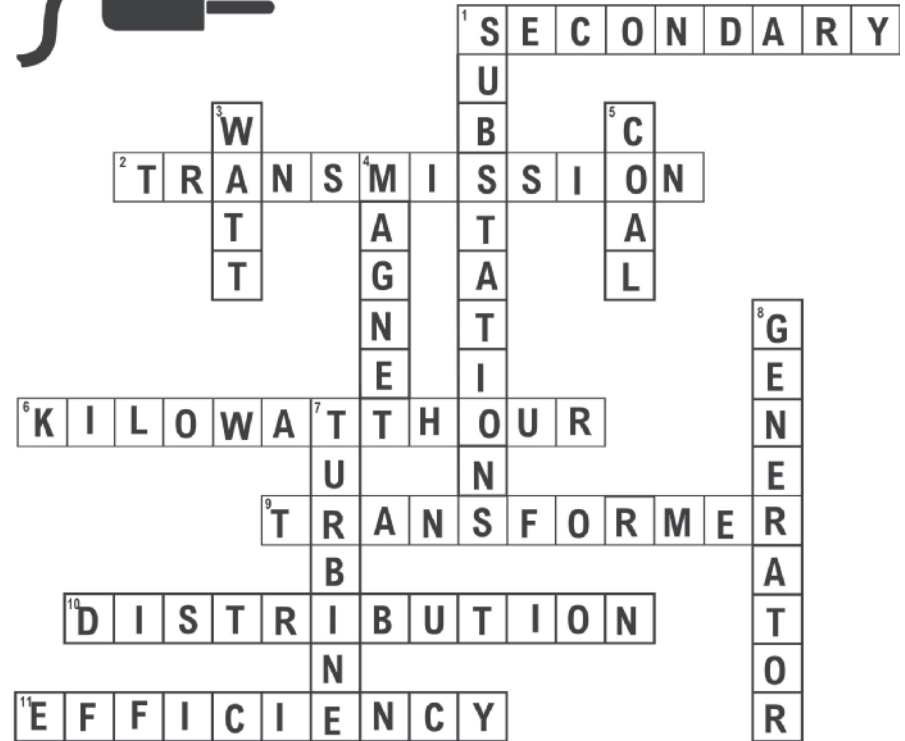
# ELECTRIC POWER GENERATION ANSWER KEY

Convert the bkWh into percentages and make a pie chart showing how much of the electricity the U.S. consumed in 2004 came from each energy source (bkWh = billion kilowatt-hours).

PETROLEUM	118 bkWh	=	3.0 %
COAL	1,976 bkWh	=	50.0 %
NATURAL GAS	715 bkWh	=	18.1 %
URANIUM	789 bkWh	=	20.0 %
BIOMASS	60 bkWh	=	1.5 %
HYDROPOWER	262 bkWh	=	6.6 %
PROPANE	0 bkWh	=	0 %
GEOTHERMAL, SOLAR, WIND	33 bkWh	=	0.8 %



# ELECTRICITY ANSWER KEY



## FAMOUS NAMES ANSWER KEY

1. FARADAY
2. WESTINGHOUSE
3. FRANKLIN
4. VOLTA
5. EDISON
6. NIAGARA FALLS

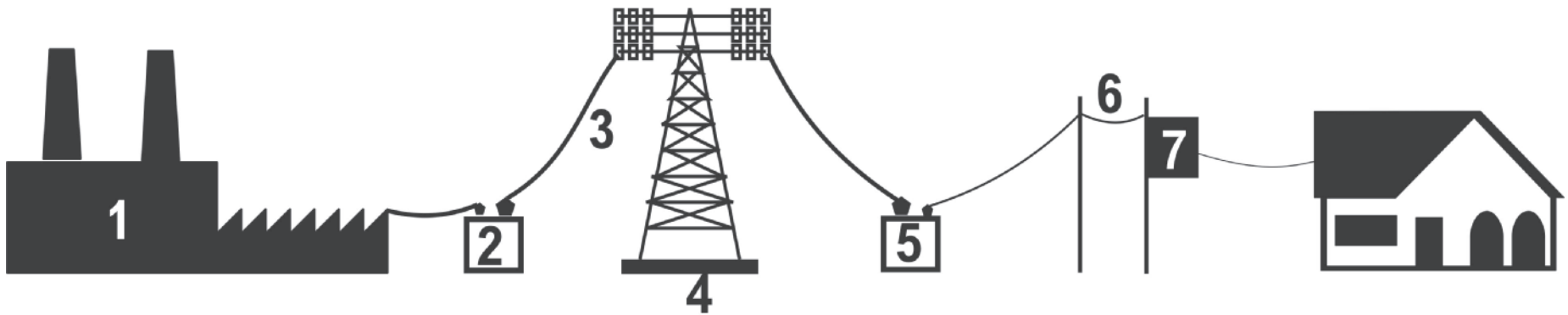
## ELECTRIC MATH ANSWER KEY

LEFT COLUMN: 120, 9, 35, 1879, 1000, 1882

RIGHT COLUMN: 13.3, 465.5, 2344.5, 2.3, 4328.6

# TRANSPORTING ELECTRICITY ANSWER KEY

Explain what each of the components numbered below does to get electricity from the generator to the consumer.



- 1. Power plant - generates electricity**
- 2. Step-up transformer - increases voltage to reduce transmission loss**
- 3. Transmission line - transports high-voltage electricity over long distances**
- 4. Power tower - carries transmission lines**
- 5. Step-down transformer - lowers voltage for smaller distribution lines**
- 6. Distribution line - carries lower voltage electricity to homes and businesses**
- 7. Neighborhood transformer - lowers voltage to the voltage used by appliances in homes and businesses (120 & 240 volts)**

# MEASURING ELECTRICITY

Directions: Fill in the blanks in the tables below.

Voltage	=	Current	x	Resistance
1.5 V	=	0.5 A	x	3 Ω
12 V	=	3 A	x	4 Ω
120 V	=	4 A	x	30 Ω
240 V	=	20 A	x	12 Ω

Power	=	Voltage	x	Current
27 W	=	9 V	x	3 A
180 W	=	120 V	x	1.5 A
45 W	=	15 V	x	3 A
240 W	=	120 V	x	2 A

Appliance	Power	=	Voltage	x	Current
TV	180 W	=	120 V	x	1.5 A
Computer	40 W	=	120 V	x	0.33 A
Printer	120 W	=	120 V	x	1 A
Hair Dryer	1,000 W	=	120 V	x	8.33 A

POWER	x	TIME	=	ELECTRICAL ENERGY	x	PRICE	=	COST
5 kW	x	100 h	=	500 kWh	x	\$0.09	=	\$45.00
1000 W	x	1 h	=	1000Wh = 1kWh	x	\$0.09	=	\$0.09
25 kW	x	4 h	=	100 kWh	x	\$0.09	=	\$9.00

# SECONDARY ENERGY ACTIVITIES

## Evaluation Form

**State:** \_\_\_\_ \_ **Grade Level:** \_\_\_\_ \_ **Number of Students:** \_\_\_\_ \_

- |  |     |    |
|--|-----|----|
| 1. Did you conduct the entire activity?                        | Yes | No |
| 2. Were the instructions clear and easy to follow?             | Yes | No |
| 3. Did the activity meet your academic objectives?             | Yes | No |
| 4. Was the activity age appropriate?                           | Yes | No |
| 5. Were the allotted times sufficient to conduct the activity? | Yes | No |
| 6. Was the activity easy to use?                               | Yes | No |
| 7. Was the preparation required acceptable for the activity?   | Yes | No |
| 8. Were the students interested and motivated?                 | Yes | No |
| 9. Was the energy knowledge content age appropriate?           | Yes | No |
| 10. Would you use the activity again?                          | Yes | No |

How would you rate the activity overall (excellent, good, fair, poor)?

How would your students rate the activity overall (excellent, good, fair, poor)?

What would make the activity more useful to you?

Other Comments:

Please fax or mail to:  
**NEED Project**  
**PO Box 10101**  
**Manassas, VA 20108**  
**FAX: 1-800-847-1820**

# NEED National Sponsors and Partners

American Association of Blacks in Energy  
American Electric Power  
American Electric Power Foundation  
American Petroleum Institute  
American Public Power Association  
American Solar Energy Society  
American Wind Energy Association  
Aramco Services Company  
Armstrong Energy Corporation  
Association of Desk & Derrick Clubs  
AWAKE  
BJ Services Company  
BP Foundation  
BP  
BP Alaska  
BP Solar  
Bureau of Land Management–  
U.S. Department of the Interior  
C&E Operators  
Cape and Islands Self Reliance  
Cape Cod Cooperative Extension  
Cape Light Compact–Massachusetts  
Center for the Advancement of Process  
Technology–College of the Mainland–TX  
Chesapeake Public Schools–VA  
Chevron  
Chevron Energy Solutions  
Citizens Gas  
ComEd  
ConEd Solutions  
Council of Great Lakes Governors–  
Regional Biomass Partnership  
Cypress-Fairbanks Independent School  
District–TX  
D&R International  
Dart Foundation  
David Sorenson  
Desk and Derrick of Roswell, NM  
Devon Energy  
Dominion  
Duke Energy Kentucky  
Duke Energy Indiana  
Duke Energy North Carolina  
Duke Energy South Carolina  
East Kentucky Power  
Energy Information Administration–  
U.S. Department of Energy  
Energy Training Solutions  
Energy and Mineral Law Foundation  
Equitable Resources  
Escambia County School District–FL  
FPL Energy Encounter–FL  
First Roswell Company  
Florida Department of Environmental  
Protection  
FMC Technologies  
Foundation for Environmental Education  
Fuel Cell Store  
Gerald Harrington, Geologist  
GlobalSantaFe  
Governors' Ethanol Coalition

Guam Energy Office  
Halliburton Foundation  
Hydril  
Hydropower Research Foundation  
Illinois Clean Energy Community Foundation  
Illinois Department of Commerce and  
Economic Opportunity  
Independent Petroleum Association of  
America  
Independent Petroleum Association of NM  
Indiana Community Action Association  
Indiana Office of Energy and Defense  
Development  
Indianapolis Power and Light  
Interstate Renewable Energy Council  
Iowa Energy Center  
Kentucky Clean Fuels Coalition  
Kentucky Office of Energy Policy  
Kentucky Oil and Gas Association  
Kentucky Propane Education & Research  
Council  
Kentucky River Properties LLC  
Kentucky Soybean Board  
Kentucky State Fair  
Keyspan  
KidWind  
Llano Land and Exploration  
Long Island Power Authority–NY  
Maine Energy Education Project  
Maine Public Service Company  
Marathon Oil Company  
Marianas Islands Energy Office  
Massachusetts Division of Energy Resources  
Michigan Energy Office  
Michigan Oil and Gas Producers Education  
Foundation  
Minerals Management Service–  
U.S. Department of the Interior  
Mississippi Development Authority–  
Energy Division  
Nabors Alaska  
Narragansett Electric–  
A National Grid Company  
New Jersey Department of Environmental  
Protection  
NASA Educator Resource Center–WV  
National Alternative Fuels Training Center–  
West Virginia University  
National Association of State Energy Officials  
National Association of State Universities and  
Land Grant Colleges  
National Biodiesel Board  
National Fuel  
National Hydrogen Association  
National Hydropower Association  
National Ocean Industries Association  
New Jersey Department of Environmental  
Protection  
New York Power Authority  
North Carolina Department of Administration–  
State Energy Office  
Northern Indiana Public Service Company–  
NIPSCO

Nebraska Public Power District  
New Mexico Oil Corporation  
New Mexico Landman's Association  
New York State Energy Research and  
Development Authority  
Noble Energy  
Nuclear Energy Institute  
Offshore Energy Center/Ocean Star/OEC  
Society  
Offshore Technology Conference  
Ohio Energy Project  
Oil & Gas Rental Services  
Pacific Gas and Electric Company  
Petroleum Equipment Suppliers Association  
Poudre School District–CO  
Puerto Rico Energy Affairs Administration  
RSA Engineering  
Renewable Fuels Association  
Roanoke Gas  
Robert Gorham  
Roswell Desk and Derrick Club  
Roswell Geological Society  
Rhode Island State Energy Office  
Saudi Aramco  
Schlumberger  
SchoolDude.com  
Sentech, Inc.  
Shell Exploration and Production  
Snohomish County Public Utility District–WA  
Society of Petroleum Engineers  
Southwest Gas  
Spring Branch Independent School District–TX  
Tennessee Department of Economic and  
Community Development  
Texas Education Service Center–Region III  
Toyota  
TransOptions, Inc.  
University of Nevada–Las Vegas  
United Illuminating Company  
Urban Options–MI  
U.S. Environmental Protection Agency  
U.S. Department of Agriculture–  
Biodiesel Education Program  
U.S. Department of Energy  
U.S. Department of Energy–  
Hydrogen, Fuel Cells and Infrastructure  
Technologies  
U.S. Fuel Cell Council  
Vectren Energy Delivery  
Virgin Islands Energy Office  
Virginia Department of Mines, Minerals and  
Energy  
Virginia Department of Education  
Virginia General Assembly  
Wake County Public Schools–NC  
Western Kentucky Science Alliance  
W. Plack Carr Company  
Xcel Energy  
Yates Petroleum